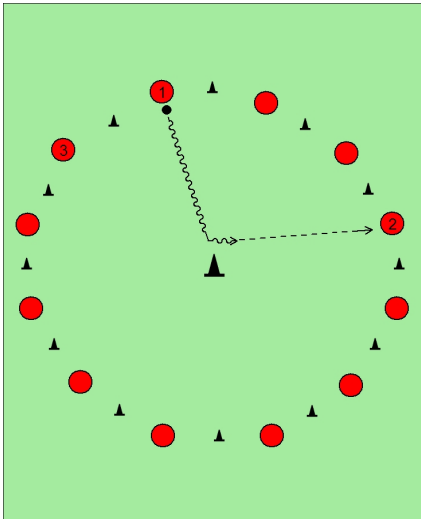




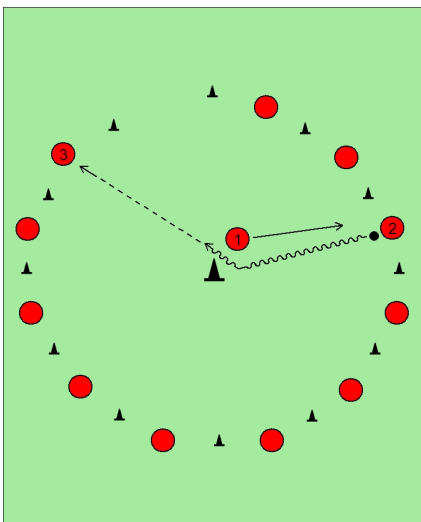
### Pinball



#### How it works

Players spread out around the edge of a circular playing area.

Red player 1 dribbles the ball towards the central cone, turns, looks up and passes to any other red player on the outside of the circle, in this case Red player 2.

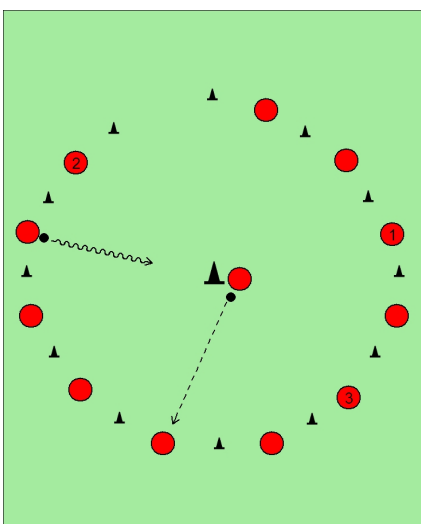


Red player 2 then dribbles the ball into the centre and passes to another red player on the outside of the circle, in this case Red player 3.

Red player 1 follows their pass and takes the place of Red player 2 on the outside of the circle.

Red player 3 continues this dribbling and passing sequence.

It is important that all players call the name of the player they are going to pass to.



After 30 seconds/1minute add in another ball. Allow group a short while to practise with the two balls then challenge to go 30 seconds/1 minute with no errors.

If not successful, try again. If successful, add another ball. Allow practise and then challenge the group again.

The number of balls that can be kept going will vary depending on the size and ability of the group.

#### Possible changes

For younger or lower ability groups, players can dribble the ball into the centre and then continue dribbling the ball to a player on the outside of the circle. They then stop the ball for the next player to dribble into the centre and take their place on the outside of the circle.

Add at least one other ball fairly quickly or else a lot of players will be standing around for a long time waiting for a turn.