

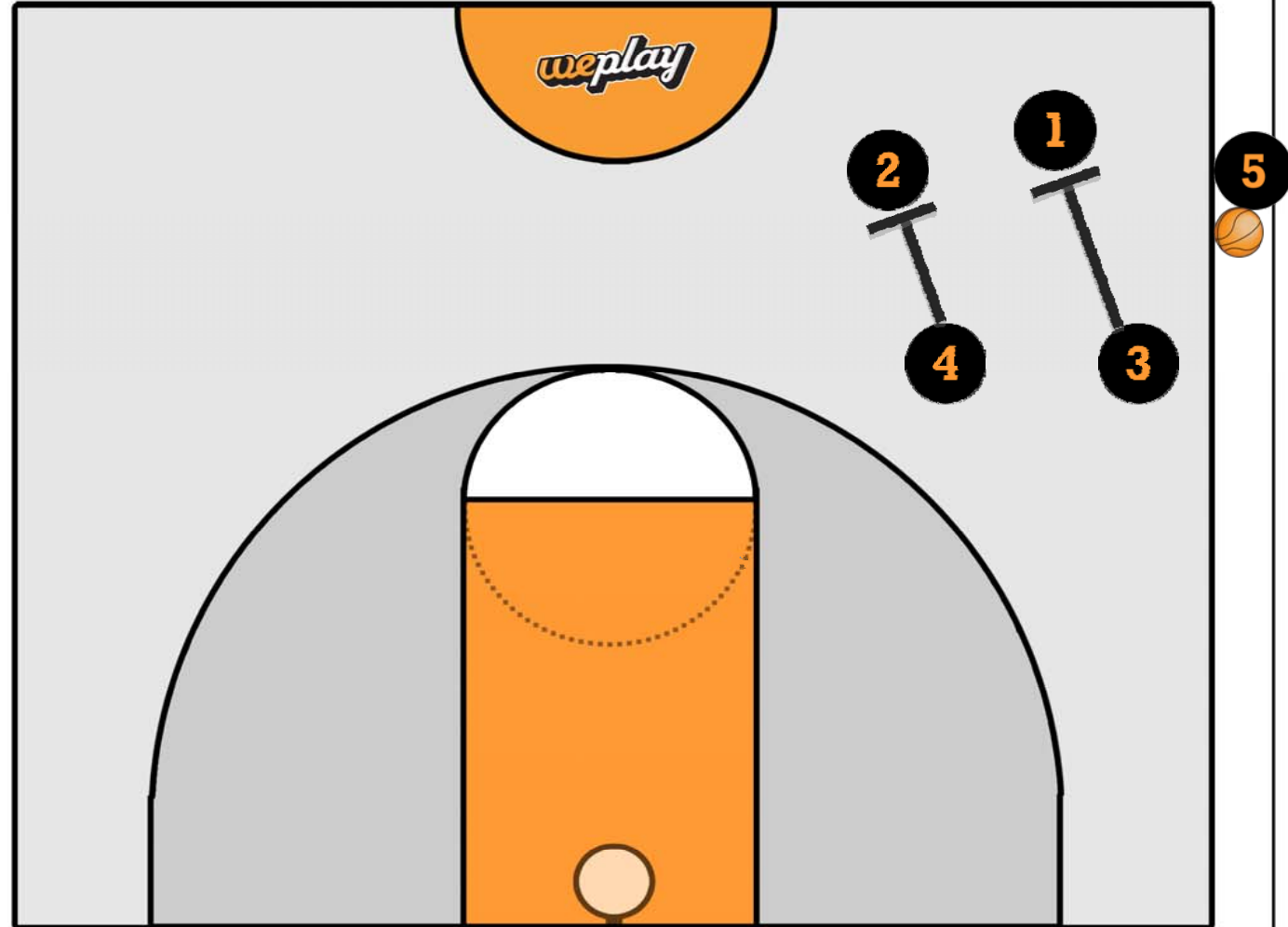
## DESCRIPTION

This sideline inbound play serves to free up the (1) and the (2) when man-to-man pressure is applied by the defense; this should also produce an easy scoring opportunity for either player to head to the hoop for a layup.

1. Prior to the inbounds, the (4) and (3) will set screens for the (2) and (1), respectively.
2. Once the screens are set, the (2) and (1) streak diagonally heading to the basket looking to receive the inbound pass around the free throw line extended.
3. The (5) should then inbound the ball to whoever of the two players is open.
4. The players that receives the pass completes the play with a wide open layup.

**CATEGORY** Inbounds

## PLAY NAME Offensive Sideline Inbounds Play: "Mav"



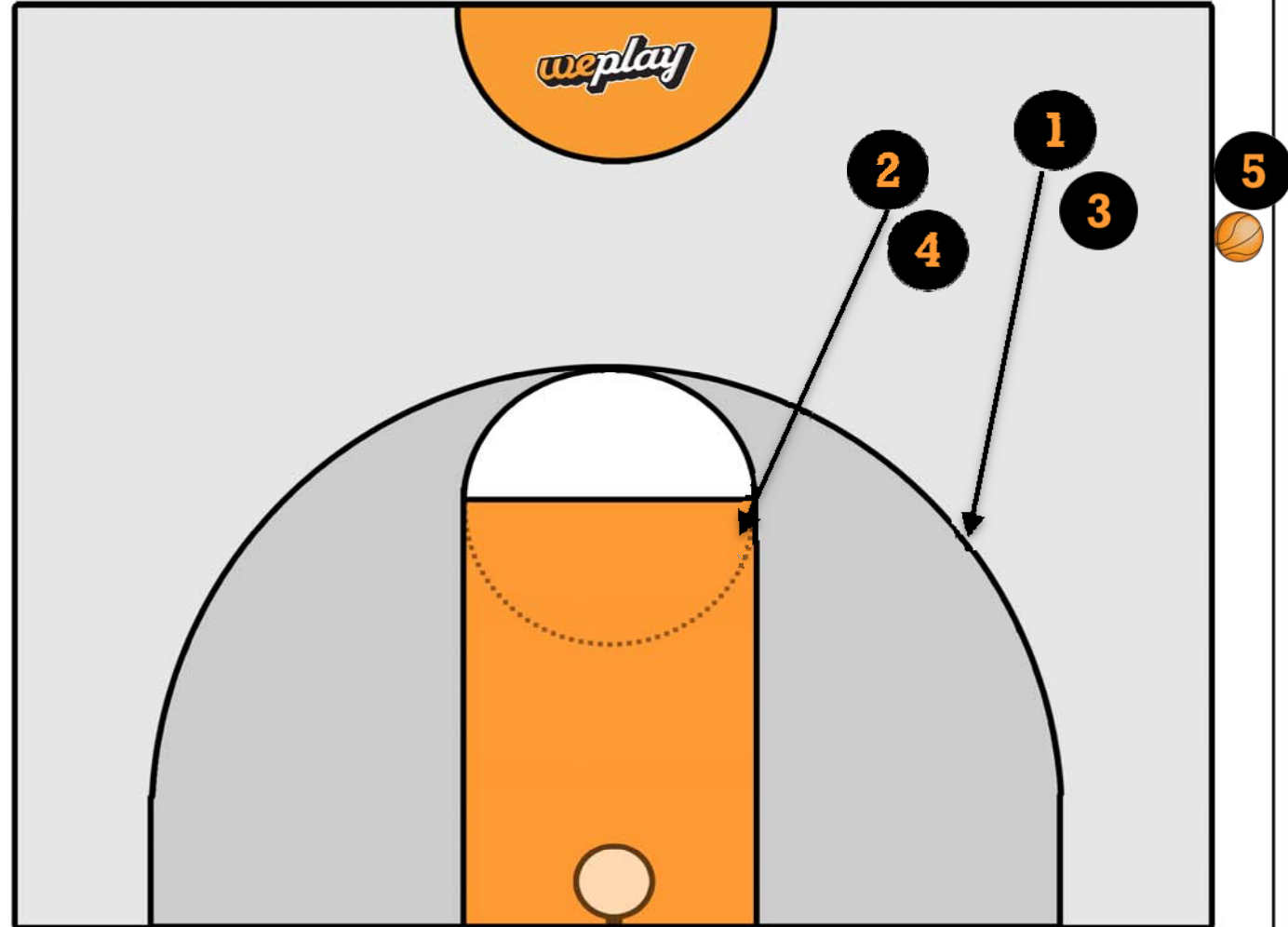
## DESCRIPTION

This sideline inbound play serves to free up the (1) and the (2) when man-to-man pressure is applied by the defense; this should also produce an easy scoring opportunity for either player to head to the hoop for a layup.

1. Prior to the inbounds, the (4) and (3) will set screens for the (2) and (1), respectively.
2. **Once the screens are set, the (2) and (1) streak diagonally heading to the basket looking to receive the inbound pass around the free throw line extended.**
3. The (5) should then inbound the ball to whoever of the two players is open.
4. The players that receives the pass completes the play with a wide open layup.

**CATEGORY** Inbounds

## PLAY NAME **Offensive Sideline Inbounds Play: "Mav"**



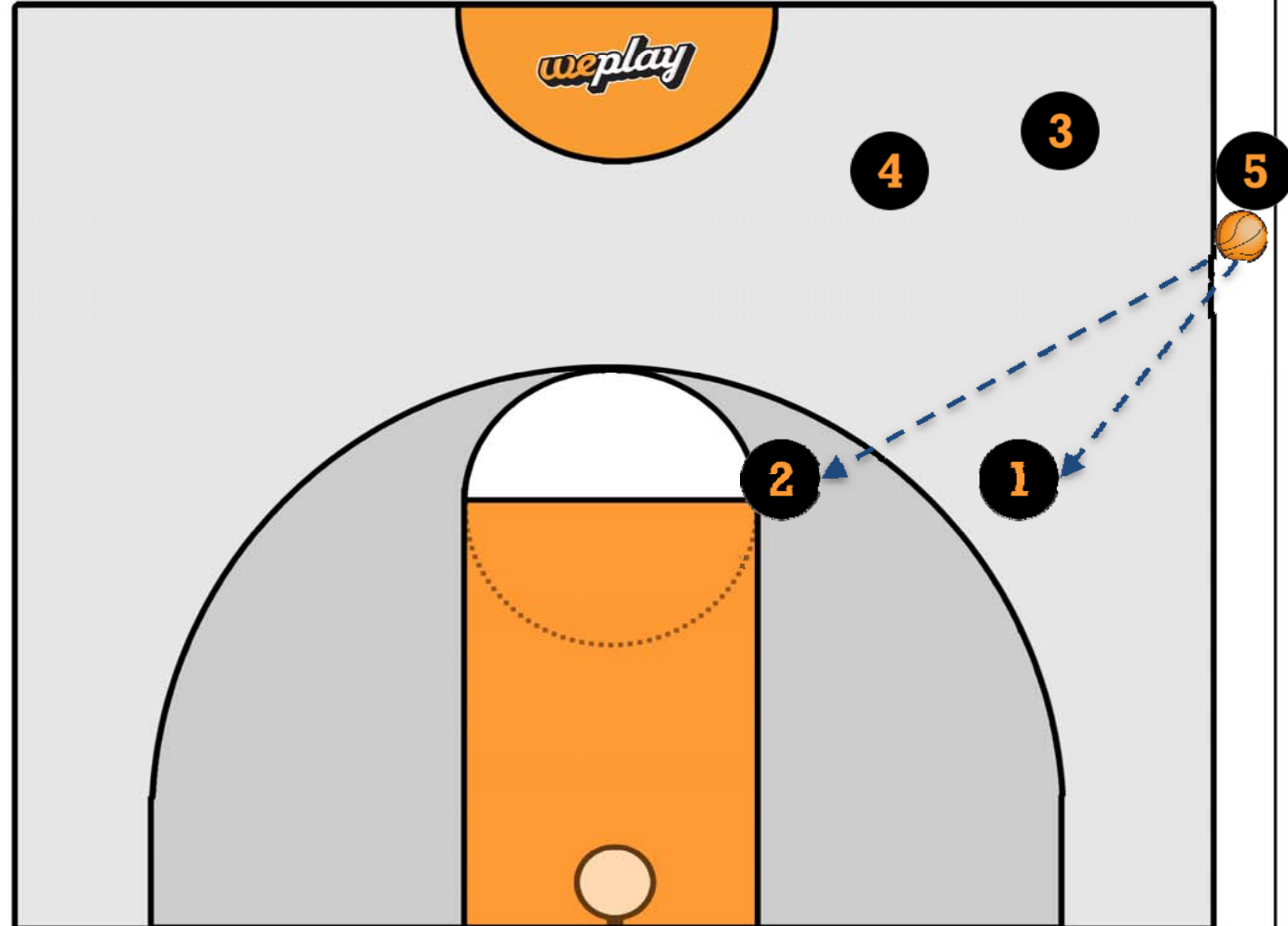
## DESCRIPTION

This sideline inbound play serves to free up the (1) and the (2) when man to-man pressure is applied by the defense; this should also produce an easy scoring opportunity for either player to head to the hoop for a layup.

1. Prior to the inbounds, the (4) and (3) will set screens for the (2) and (1), respectively.
2. Once the screens are set, the (2) and (1) streak diagonally heading to the basket looking to receive the inbound pass around the free throw line extended.
3. **The (5) should then inbound the ball to whoever of the two players is open.**
4. The players that receives the pass completes the play with a wide open layup.

**CATEGORY** Inbounds

## PLAY NAME **Offensive Sideline Inbounds Play: "Mav"**



## DESCRIPTION

This sideline inbound play serves to free up the (1) and the (2) when man-to-man pressure is applied by the defense; this should also produce an easy scoring opportunity for either player to head to the hoop for a layup.

1. Prior to the inbounds, the (4) and (3) will set screens for the (2) and (1), respectively.
2. Once the screens are set, the (2) and (1) streak diagonally heading to the basket looking to receive the inbound pass around the free throw line extended.
3. The (5) should then inbound the ball to whoever of the two players is open.
4. **The players that receives the pass completes the play with a wide open layup.**

CATEGORY Inbounds

## PLAY NAME Offensive Sideline Inbounds Play: "Mav"

