

DESCRIPTION

Similar to the pick-and-roll, the pick-and-pop utilizes a screen in order to create a wide open shot; in this case the screener cuts away from the basket for a jumpshot rather than a layup. The screener should preferably be a good shooter so they can knock down the shot.

1. The (1) begins by dribbling to the right elbow and expects a screen to come from the (3).

2. Once the screen has been set, the (1) will penetrate towards the basket while the (3) flairs to the opposite side to await for the pass.

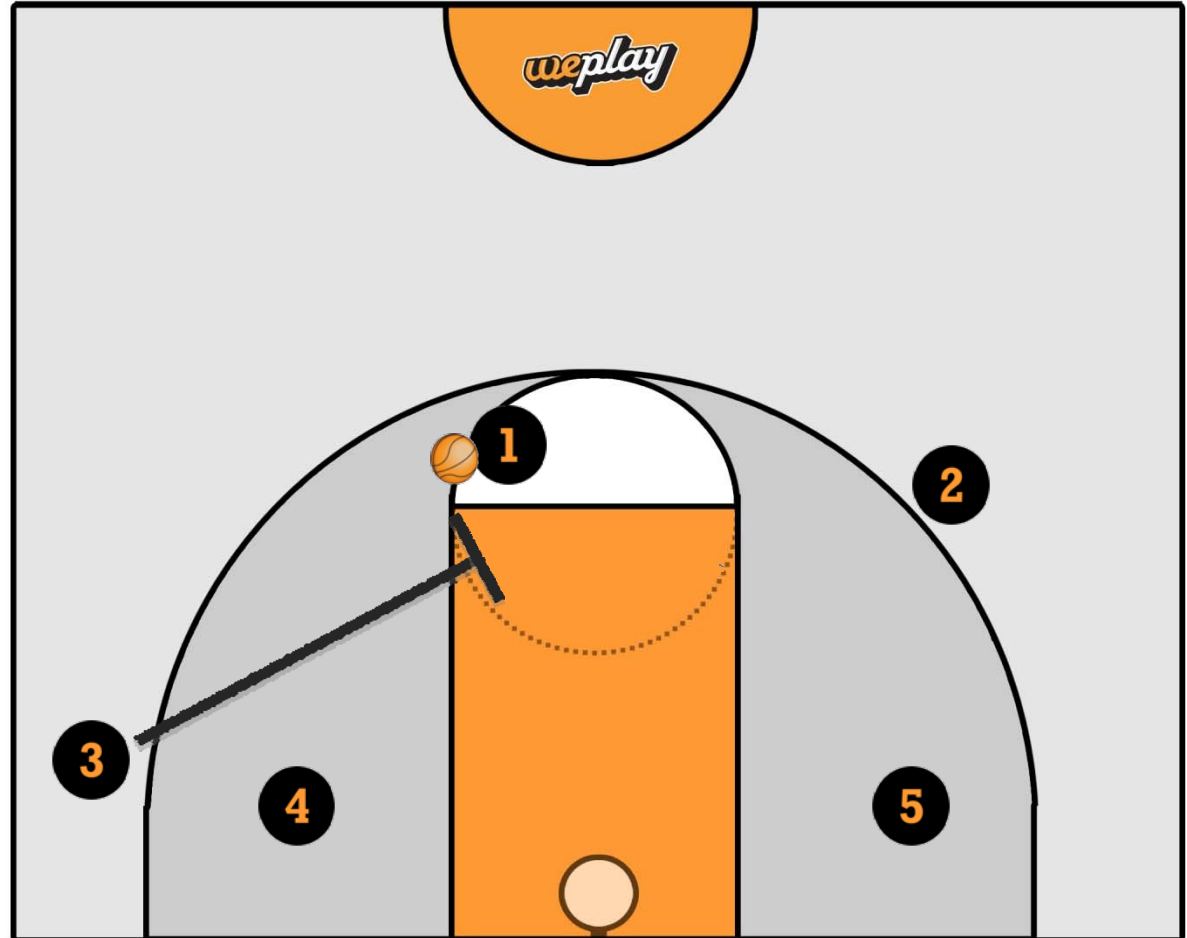
3. The (1) then passes the ball back to the (3) for what should be a wide open jumper.

4. Everyone else proceeds to rebounding position.

CATEGORY Offense

PLAY NAME

Offensive Pick and Pop Play



DESCRIPTION

Similar to the pick-and-roll, the pick-and-pop utilizes a screen in order to create a wide open shot; in this case it is jumpshot rather than a layup. The screener should preferably be a good shooter so they can knock down the shot.

1. The (1) begins by dribbling to the right elbow and expects a screen to come from the (3).

2. Once the screen has been set, the (1) will penetrate towards the basket while the (3) flairs to the opposite side to await for the pass.

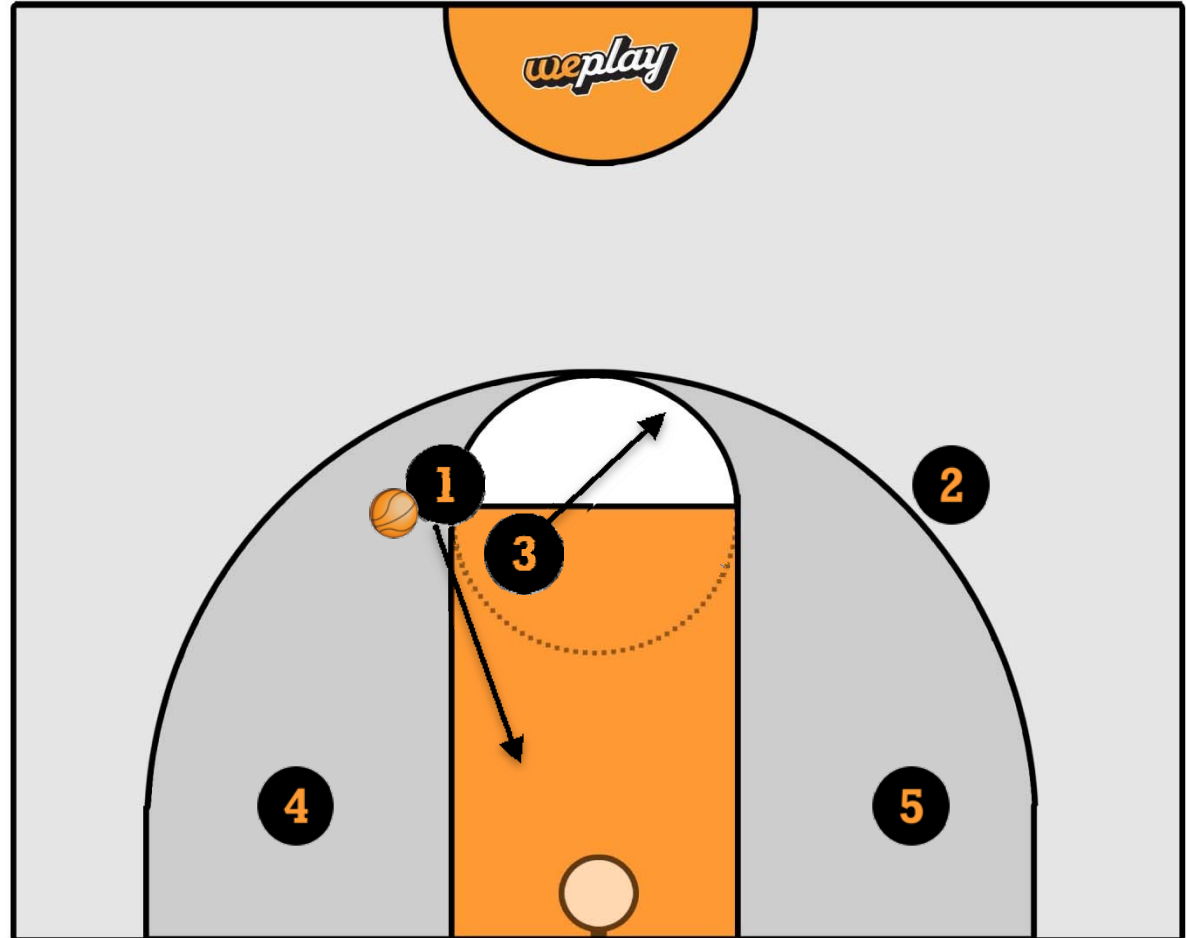
3. The (1) then passes the ball back to the (3) for what should be a wide open jumper.

4. Everyone else proceeds to rebounding position.

CATEGORY Offense

PLAY NAME

Offensive Pick and Pop Play



DESCRIPTION

Similar to the pick-and-roll, the pick-and-pop utilizes a screen in order to create a wide open shot; in this case it is jumpshot rather than a layup. The screener should preferably be a good shooter so they can knock down the shot.

1. The (1) begins by dribbling to the right elbow and expects a screen to come from the (3).

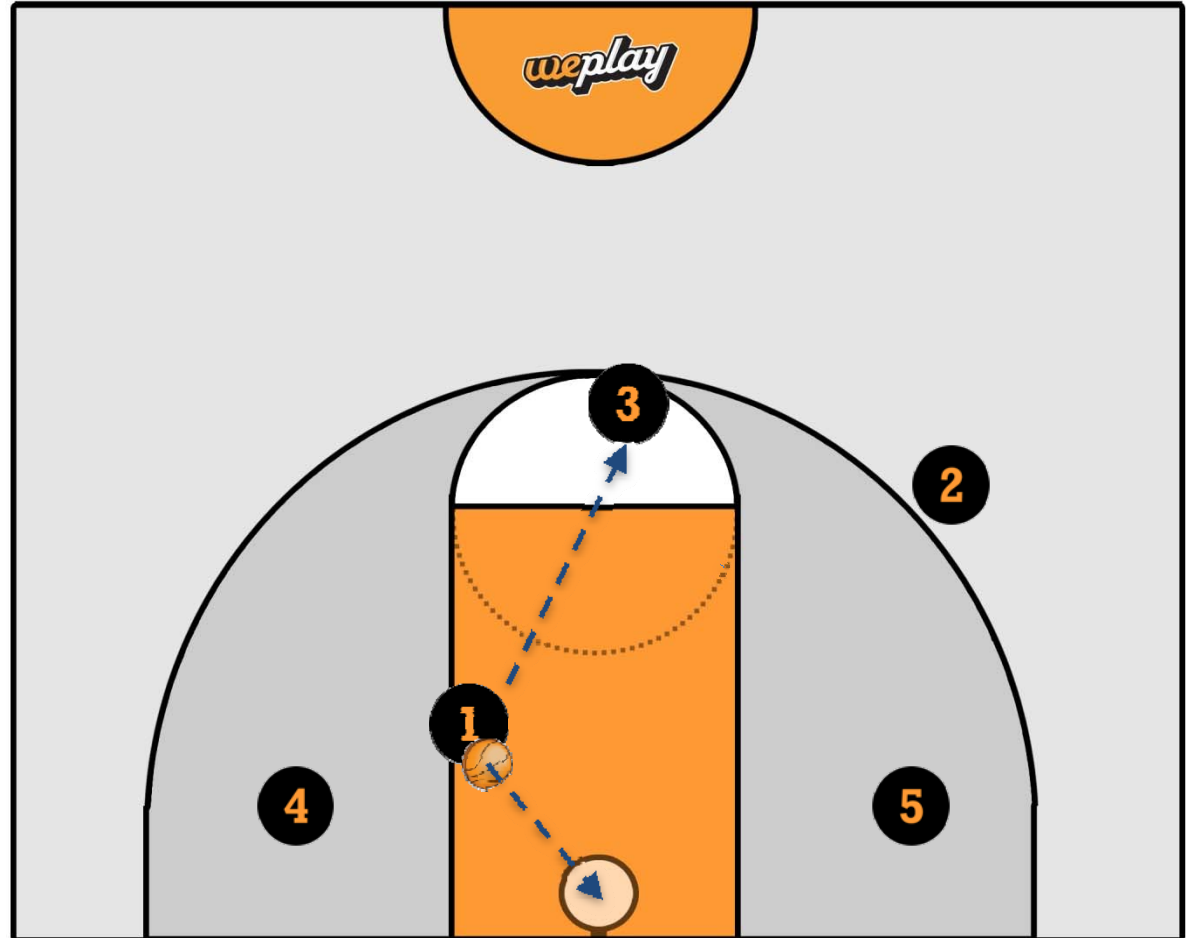
2. Once the screen has been set, the (1) will penetrate towards the basket while the (3) flairs to the opposite side to await for the pass.

3. The (1) then passes the ball back to the (3) for what should be a wide open jumper.

4. Everyone else proceeds to rebounding position.

PLAY NAME

Offensive Pick and Pop Play



CATEGORY Offense



DESCRIPTION

Similar to the pick-and-roll, the pick-and-pop utilizes a screen in order to create a wide open shot; in this case it is jumpshot rather than a layup. The screener should preferably be a good shooter so they can knock down the shot.

1. The (1) begins by dribbling to the right elbow and expects a screen to come from the (3).

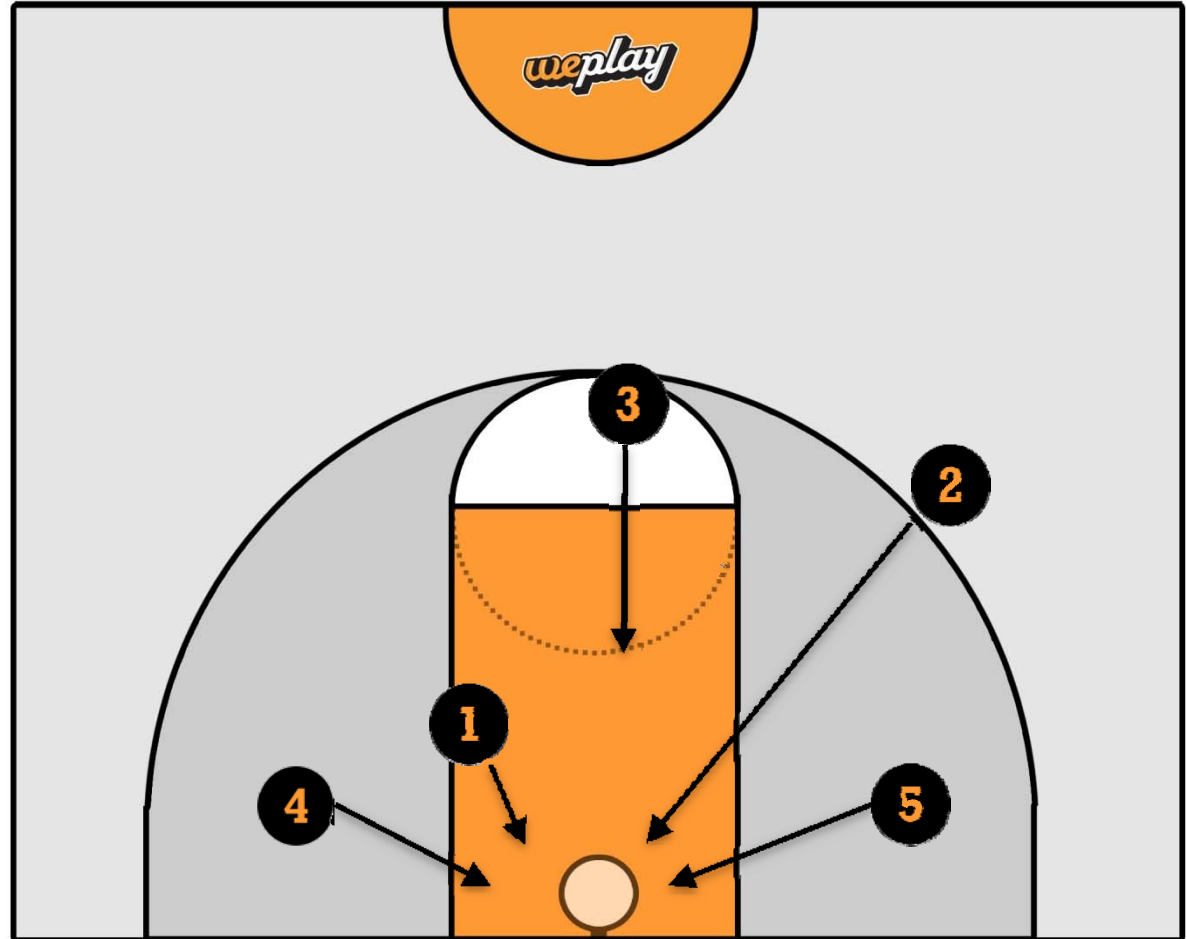
2. Once the screen has been set, the (1) will penetrate towards the basket while the (3) flairs to the opposite side to await for the pass.

3. The (1) then passes the ball back to the (3) for what should be a wide open jumper.

4. Everyone else proceeds to rebounding position.

PLAY NAME

Offensive Pick and Pop Play



CATEGORY Offense