

## DESCRIPTION

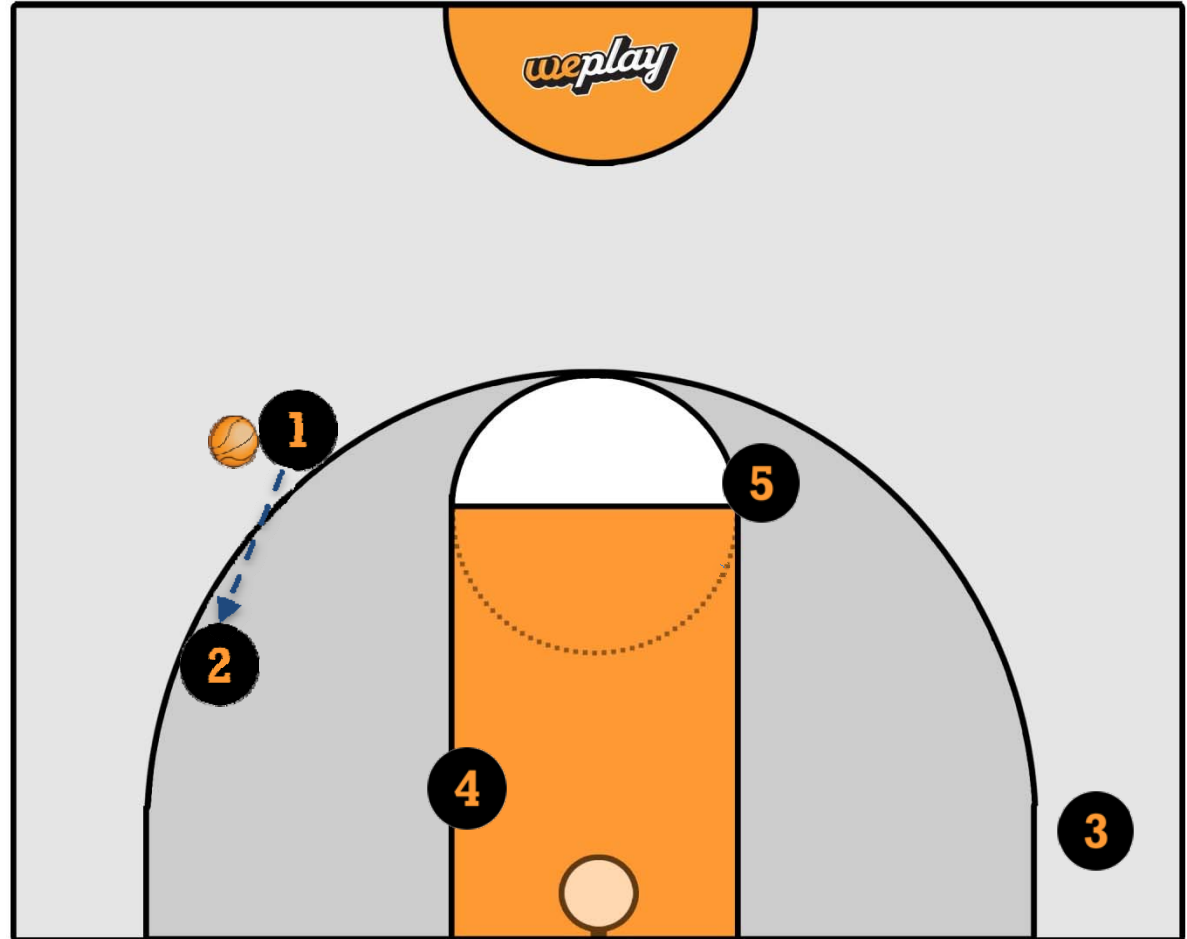
This play is designed to create an open mid-range jumpshot from the baseline area.

1. The (1) dribbles to the right and passes to the (2) just inside the 3-point arc.
2. The (4) will leave the block to set a screen for the (2). The (2) will use the screen to drive to the hoop, drawing two defenders.
3. The (2) will then kick the ball back out to the (4) for the open mid-range jumper.

CATEGORY Offense

## PLAY NAME

# Offensive Pick & Pop Play: Option 2



## DESCRIPTION

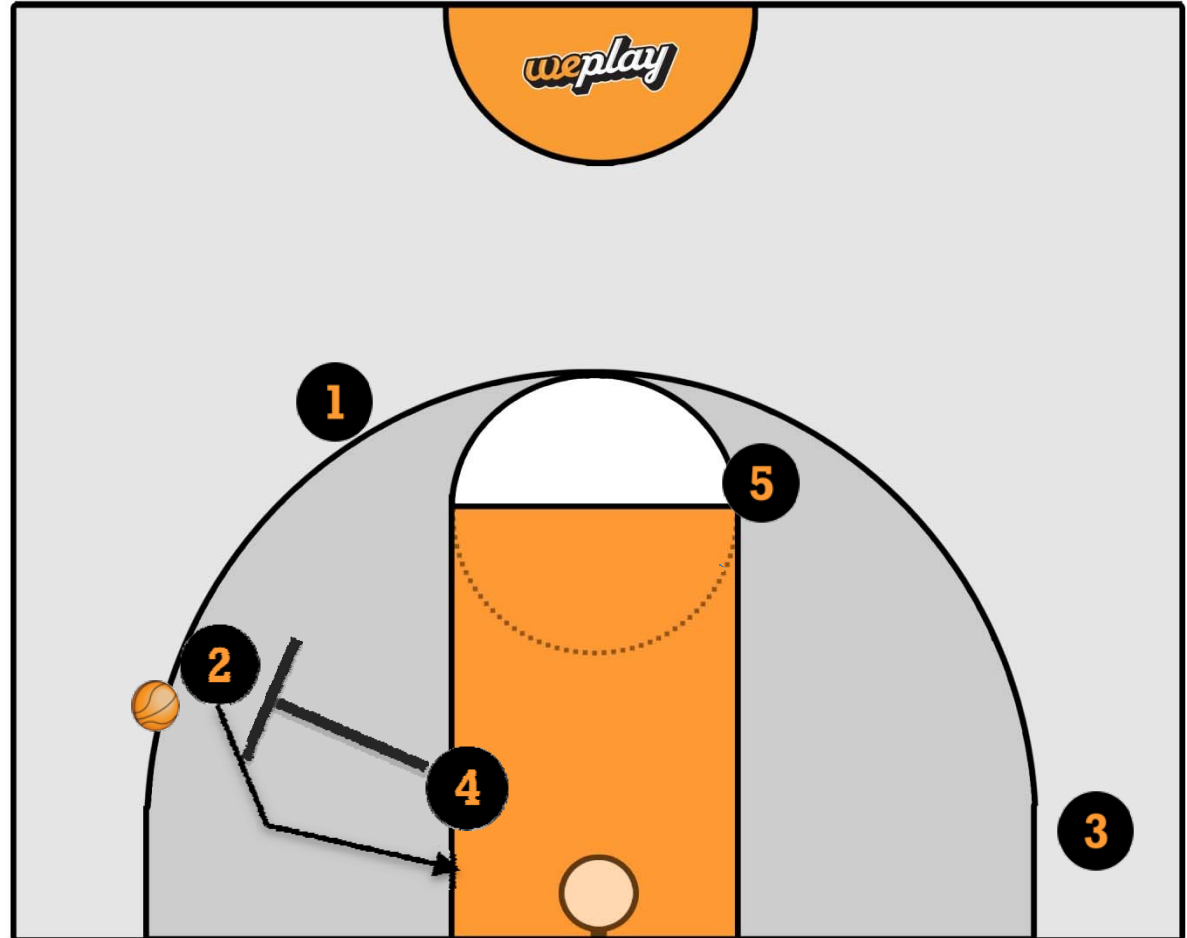
This play is designed to create an open mid-range jumpshot from the baseline area.

1. The (1) dribbles to the right and passes to the (2) just inside the 3-point arc.
2. **The (4) will leave the block to set a screen for the (2). The (2) will use the screen to drive to the hoop, drawing two defenders .**
3. The (2) will then kick the ball back out to the (4) for the open mid-range jumper.

CATEGORY Offense

## PLAY NAME

# Offensive Pick & Pop Play: Option 2



## DESCRIPTION

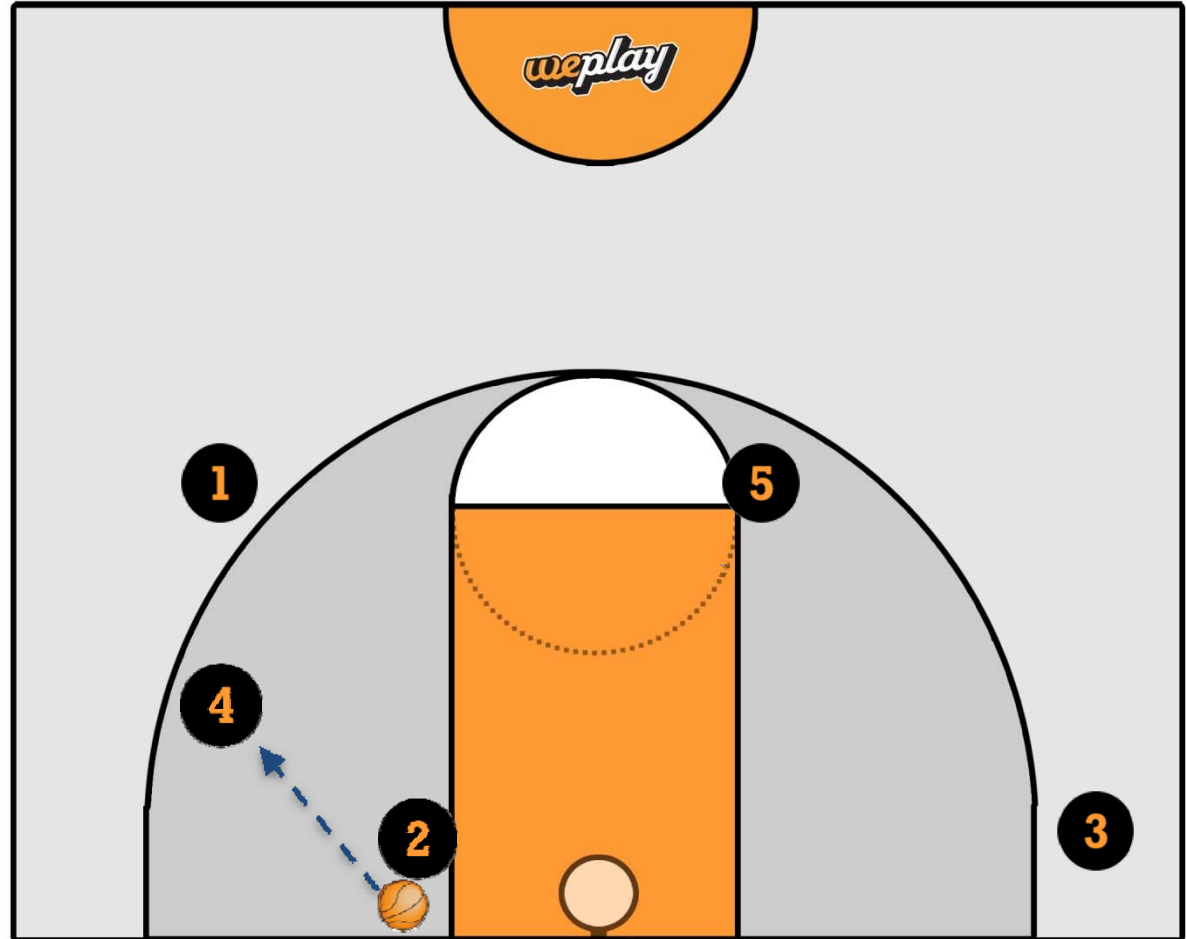
This play is designed to create an open mid-range jumpshot from the baseline area.

1. The (1) dribbles to the right and passes to the (2) just inside the 3-point arc.
2. The (4) will leave the block to set a screen for the (2). The (2) will use the screen to drive to the hoop, drawing two defenders.
3. The (2) will then kick the ball back out to the (4) for the open mid-range jumper.

CATEGORY Offense

## PLAY NAME

# Offensive Pick & Pop Play: Option 2



## DESCRIPTION

This play is designed to create an open mid-range jumpshot from the baseline area.

1. The (1) dribbles to the right and passes to the (2) just inside the 3-point arc.
2. The (4) will leave the block to set a screen for the (2). The (2) will use the screen to drive to the hoop, drawing two defenders.
3. The (2) will then kick the ball back out to the (4) for the open mid-range jumper.

CATEGORY Offense

## PLAY NAME

# Offensive Pick & Pop Play: Option 2

