

DESCRIPTION

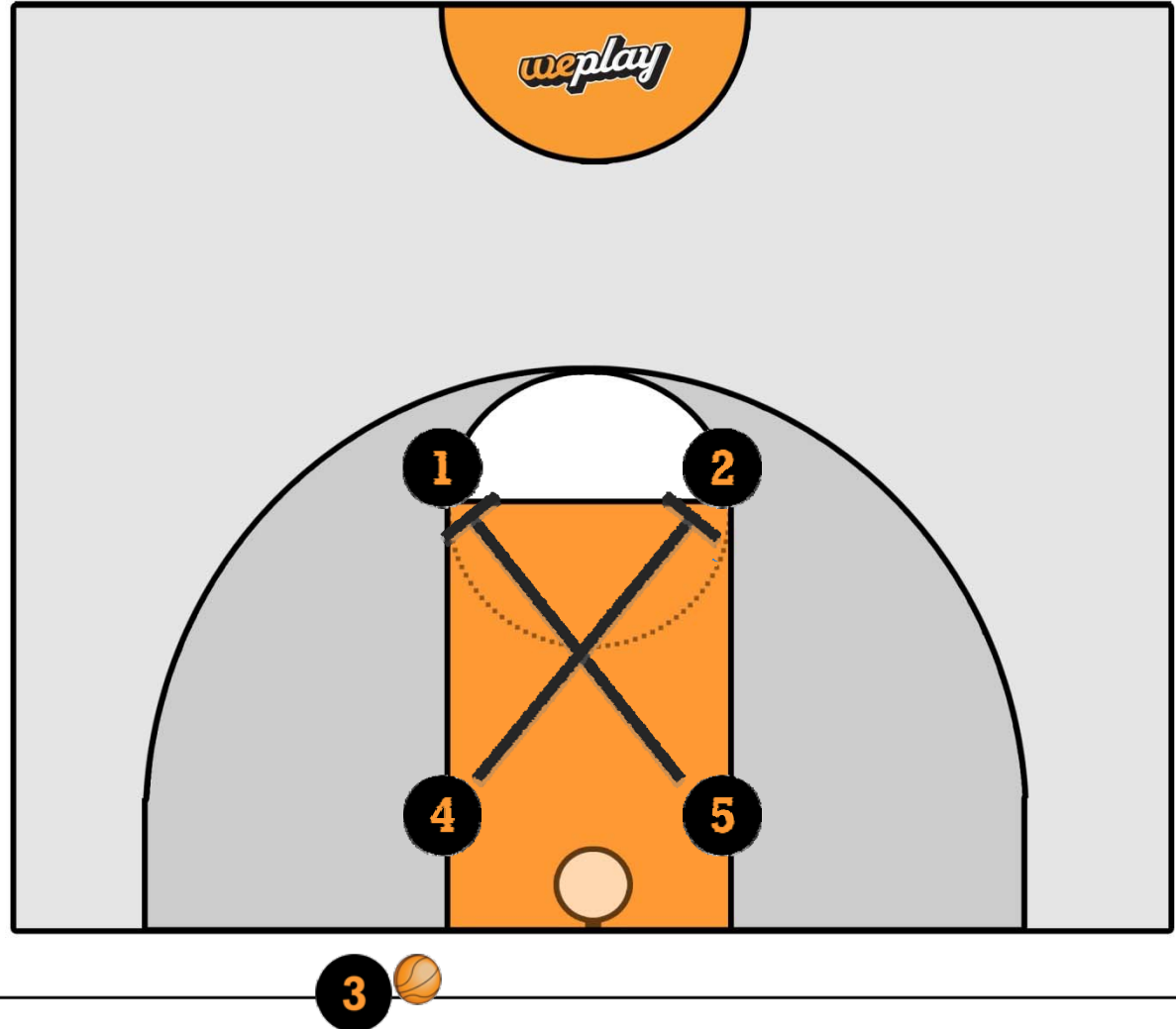
This inbound play opens up the possibility to score off two easy layups.

1. The (4) and (5) will diagonally cross inside the key to set screens for the (2) and (1), respectively.
2. When the screens are set, the (2) and (1) will cut diagonally to the box to receive the pass from the (3).
3. The (3) should pass to the first available player for the wide open layup.

CATEGORY Inbounds

PLAY NAME

Offensive Inbounds Play: "Zag"



DESCRIPTION

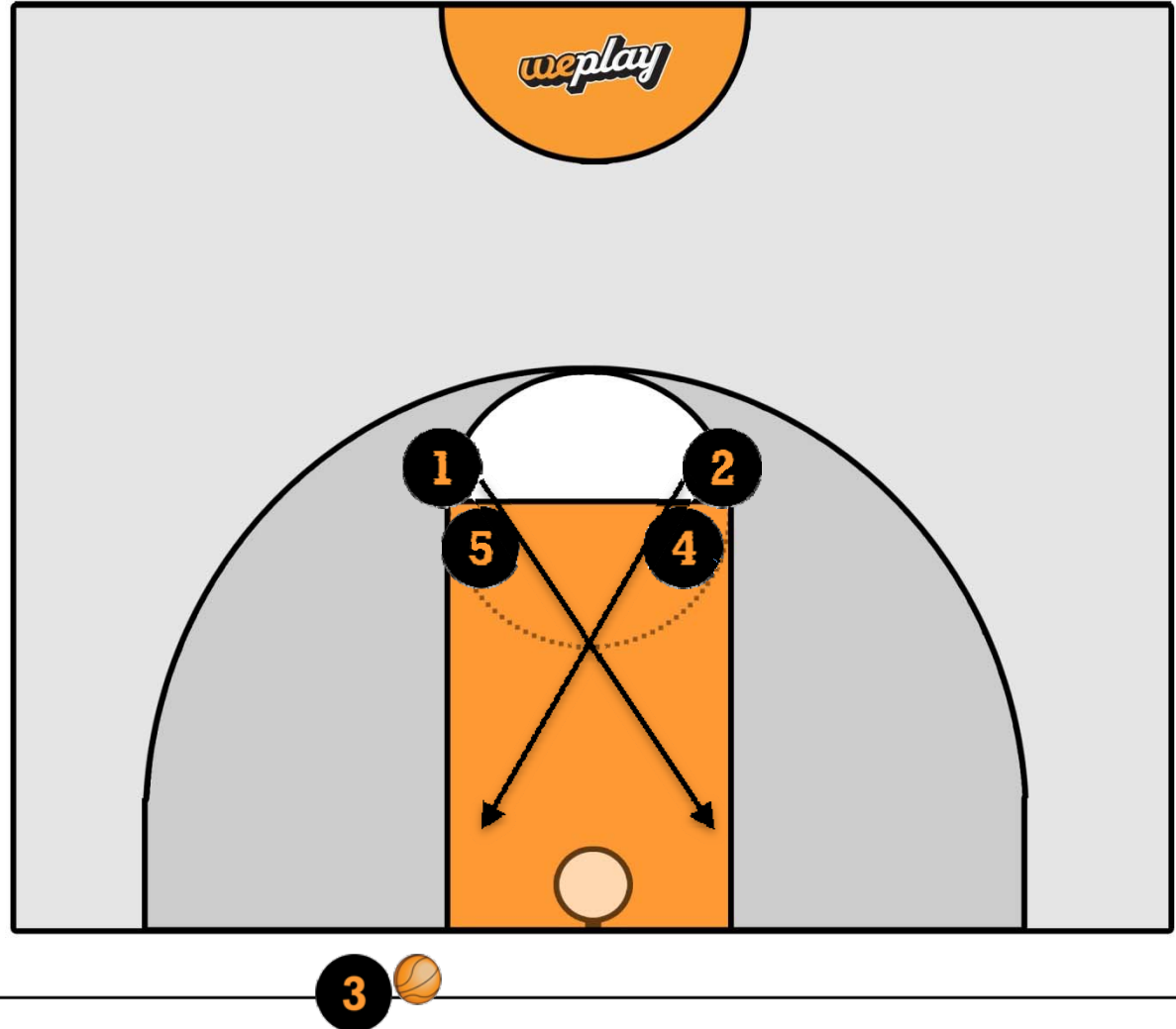
This inbound play opens up the possibility to score off two easy layups.

1. The (4) and (5) will diagonally cross inside the key to set screens for the (2) and (1), respectively.
2. **When the screens are set, the (2) and (1) will cut diagonally to the box to receive the pass from the (3).**
3. The (3) should pass to the first available player for the wide open layup.

CATEGORY Inbounds

PLAY NAME

Offensive Inbounds Play: "Zag"



DESCRIPTION

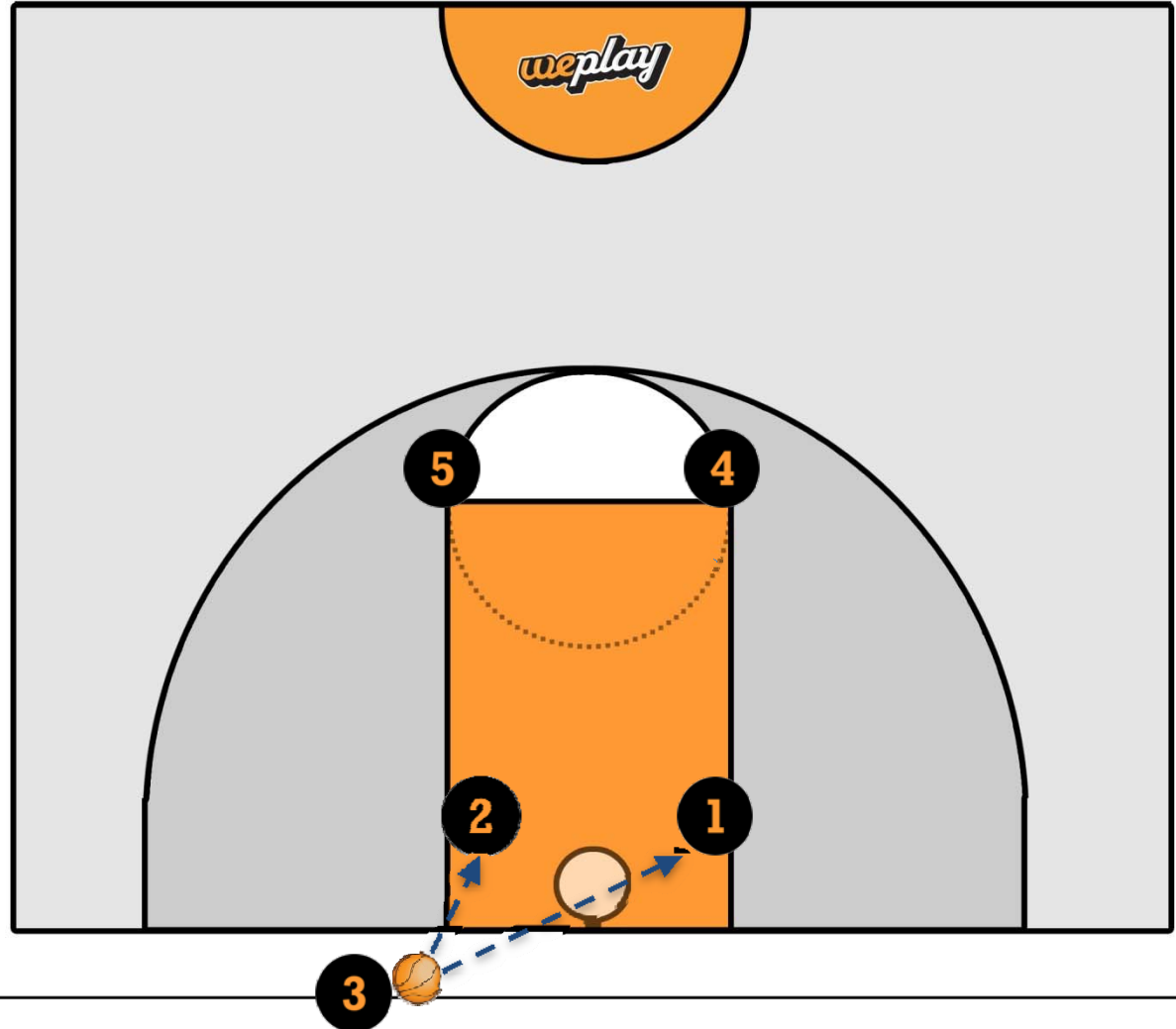
This inbound play opens up the possibility to score off two easy layups.

1. The (4) and (5) will diagonally cross inside the key to set screens for the (2) and (1), respectively.
2. When the screens are set, the (2) and (1) will cut diagonally to the box to receive the pass from the (3).
3. **The (3) should pass to the first available player for the wide open layup.**

CATEGORY Inbounds

PLAY NAME

Offensive Inbounds Play: "Zag"



DESCRIPTION

This inbound play opens up the possibility to score off two easy layups.

1. The (4) and (5) will diagonally cross inside the key to set screens for the (2) and (1), respectively.
2. When the screens are set, the (2) and (1) will cut diagonally to the box to receive the pass from the (3).
3. **The (3) should pass to the first available player for the wide open layup.**

CATEGORY Inbounds

PLAY NAME

Offensive Inbounds Play: "Zag"

