

DESCRIPTION

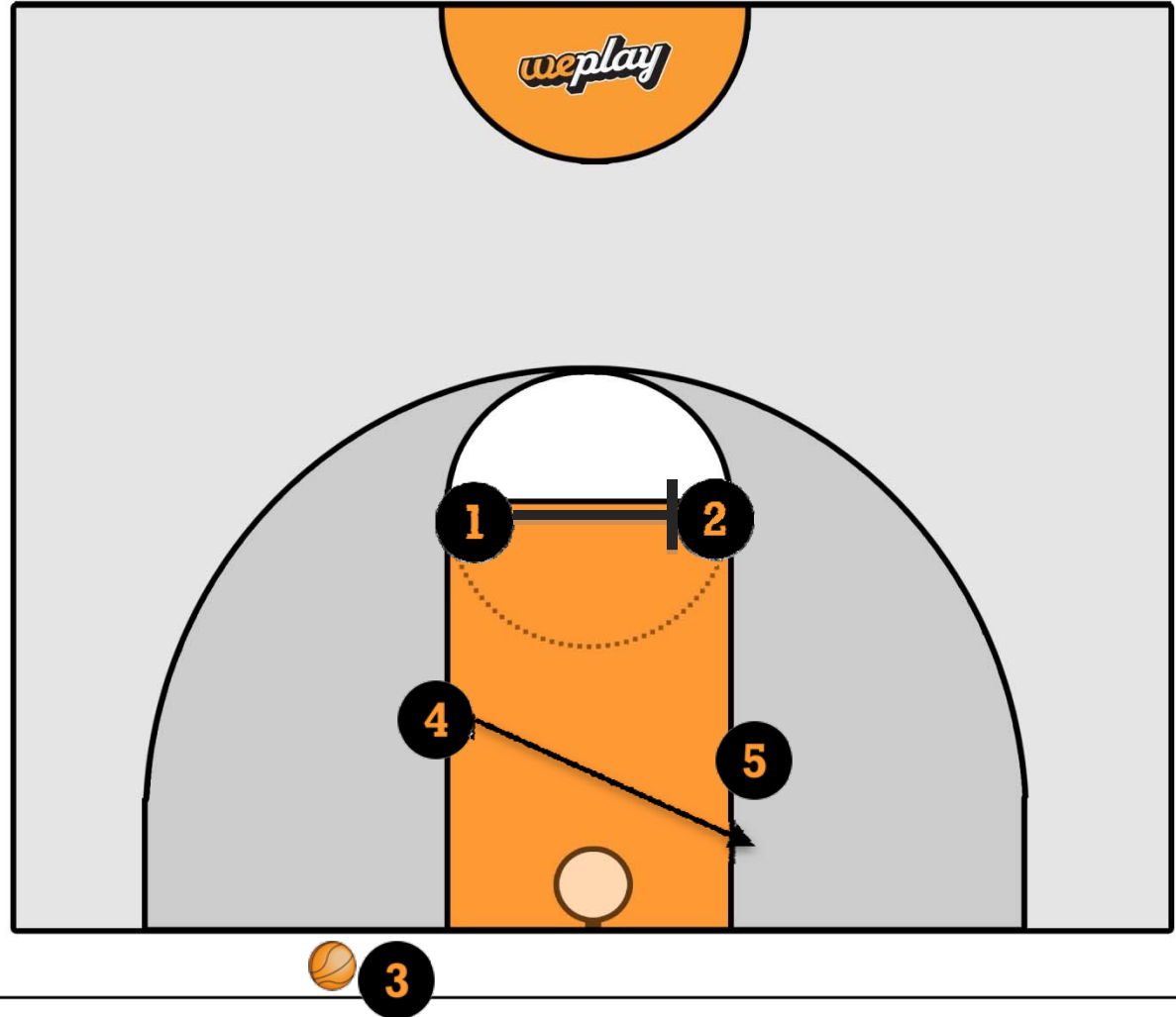
The aim of the inbound play is to score a quick midrange jumper by the (2) if the defense is in a 2-3 zone.

1. First off, the (1) sets a screen for the (2) at the opposite elbow while the (4) cuts diagonally to the left side block.
2. The screen is set and then the (2) heads to right side outside of the key for a midrange jumpshot.
3. Before the (3) inbounds the ball to the (2), he/she fakes a pass to the (4) then passes the ball to the (2) for the open jumper.
4. The (5) and (4) finish by being in rebounding position.

CATEGORY Inbounds

PLAY NAME

Offensive Inbounds Play: "Cross"



DESCRIPTION

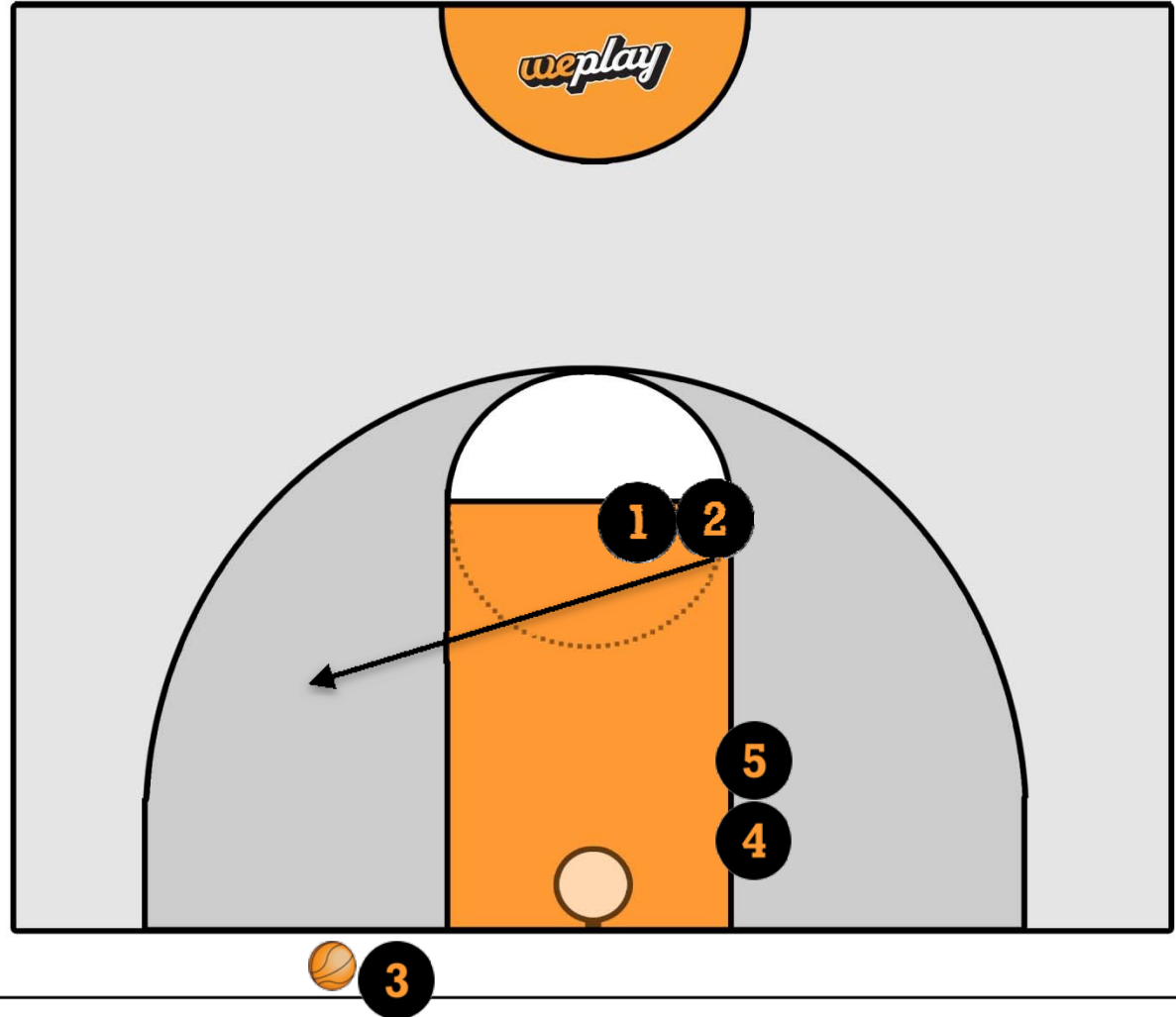
The aim of the inbound play is to score a quick midrange jumper by the (2) if the defense is in a 2-3 zone.

1. First off, the (1) sets a screen for the (2) at the opposite elbow while the (4) cuts diagonally to the left side block.
2. **The screen is set and then the (2) heads to right side outside of the key for a midrange jumpshot.**
3. Before the (3) inbounds the ball to the (2), he/she fakes a pass to the (4) then passes the ball to the (2) for the open jumper.
4. The (5) and (4) finish by being in rebounding position.

CATEGORY Inbounds

PLAY NAME

Offensive Inbounds Play: "Cross"



DESCRIPTION

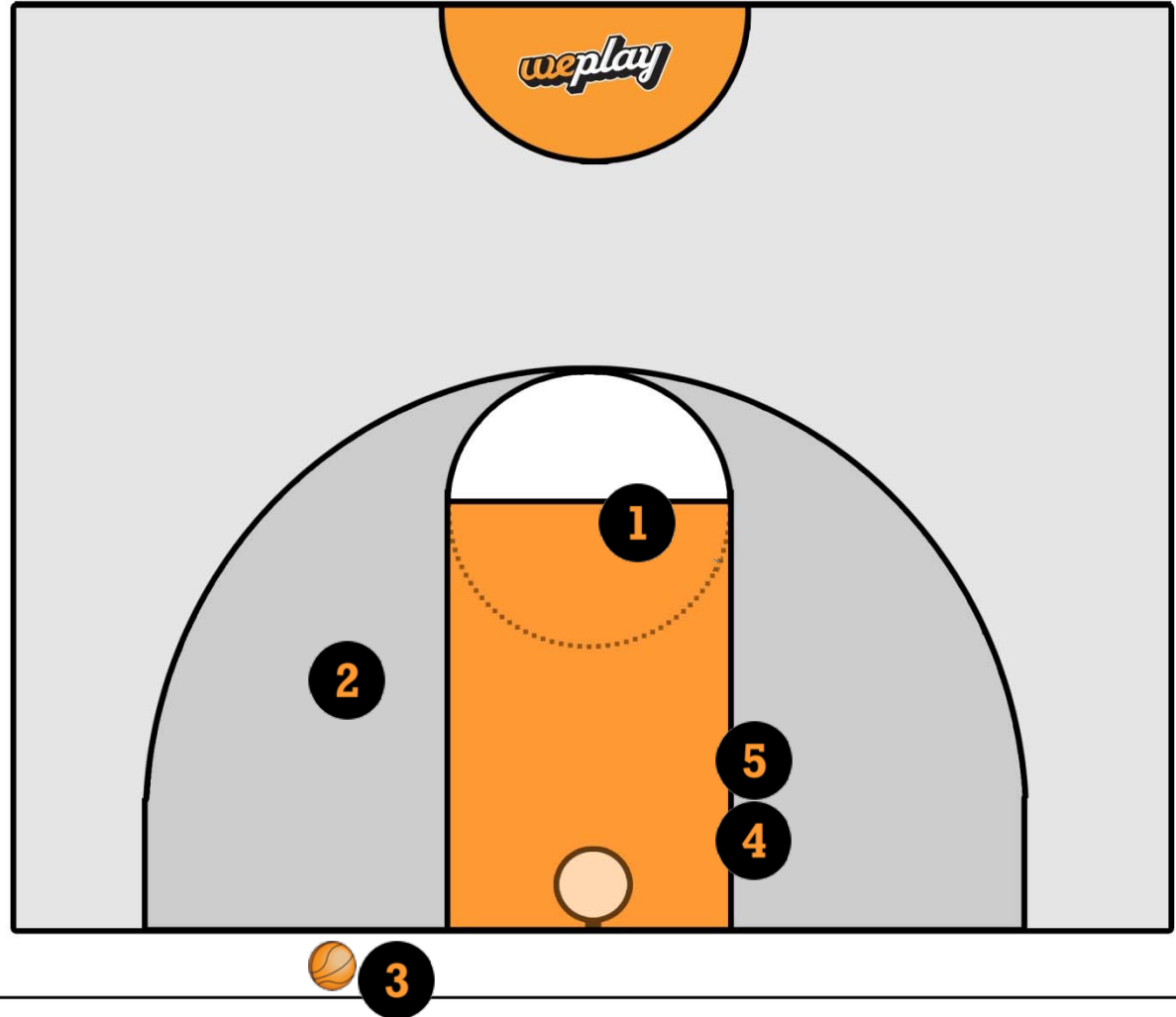
The aim of the inbound play is to score a quick midrange jumper by the (2) if the defense is in a 2-3 zone.

1. First off, the (1) sets a screen for the (2) at the opposite elbow while the (4) cuts diagonally to the left side block.
2. **The screen is set and then the (2) heads to right side outside of the key for a midrange jumpshot.**
3. Before the (3) inbounds the ball to the (2), he/she fakes a pass to the (4) then passes the ball to the (2) for the open jumper.
4. The (5) and (4) finish by being in rebounding position.

CATEGORY Inbounds

PLAY NAME

Offensive Inbounds Play: "Cross"



DESCRIPTION

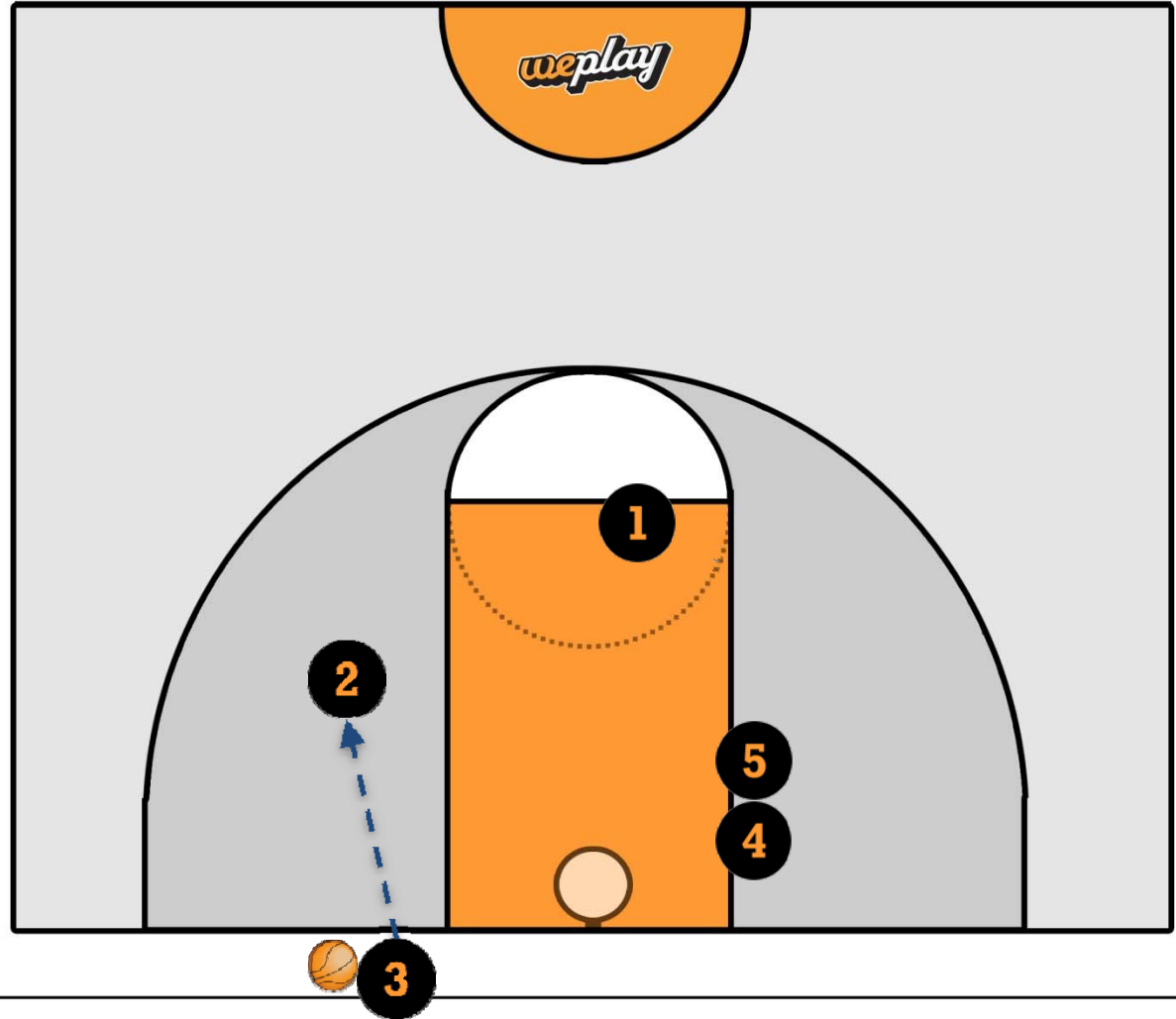
The aim of the inbound play is to score a quick midrange jumper by the (2) if the defense is in a 2-3 zone.

1. First off, the (1) sets a screen for the (2) at the opposite elbow while the (4) cuts diagonally to the left side block.
2. The screen is set and then the (2) heads to right side outside of the key for a midrange jumpshot.
3. **Before the (3) inbounds the ball to the (2), he/she fakes a pass to the (4) then passes the ball to the (2) for the open jumper.**
4. The (5) and (4) finish by being in rebounding position.

CATEGORY Inbounds

PLAY NAME

Offensive Inbounds Play: "Cross"



DESCRIPTION

The aim of the inbound play is to score a quick midrange jumper by the (2) if the defense is in a 2-3 zone.

1. First off, the (1) sets a screen for the (2) at the opposite elbow while the (4) cuts diagonally to the left side block.
2. The screen is set and then the (2) heads to right side outside of the key for a midrange jumpshot.
3. Before the (3) inbounds the ball to the (2), he/she fakes a pass to the (4) then passes the ball to the (2) for the open jumper.
4. **The (5) and (4) finish by being in rebounding position.**

CATEGORY Inbounds

PLAY NAME

Offensive Inbounds Play: "Cross"

