

## DESCRIPTION

The goal of this inbound play to provide two scoring options where the (3) could pass to either a wide open jumper from the right elbow or a layup on the right block.

1. The (1) and the (4) initiate the play by going to the opposite side of the key to set a screen for the (2) and (5), respectively at the same time.

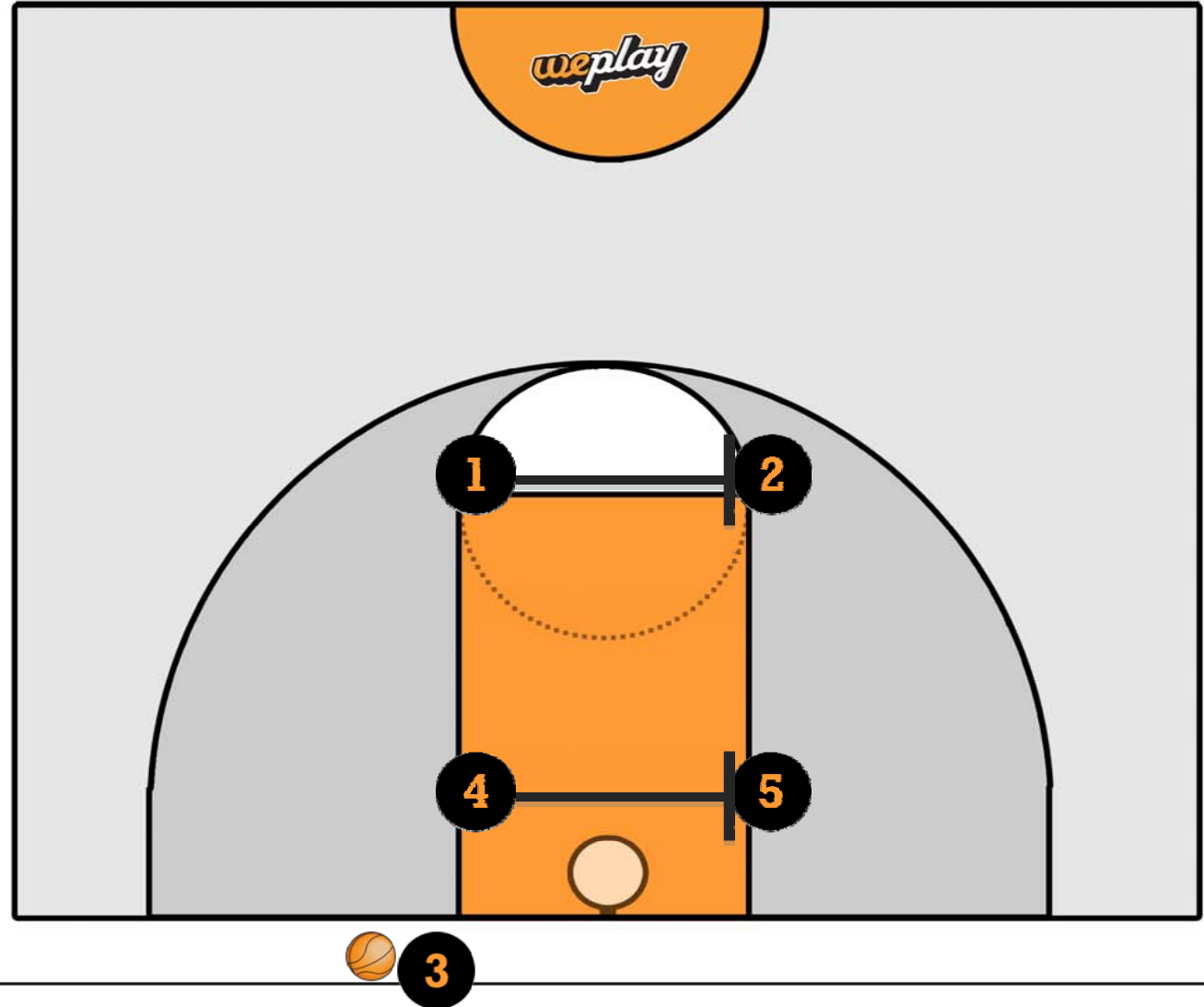
2. The screens will be set which would lead the (2) and (5) to go to the other side of the key and be ready to receive the possible inbound pass.

3. The (3) now has the choice to pass to whichever one of these two players is open for the jumper or layup.

4. The (1) and the (4) will head to rebounding position.

## PLAY NAME

# Offensive Inbounds Play: "Box 2"



CATEGORY Inbounds



## DESCRIPTION

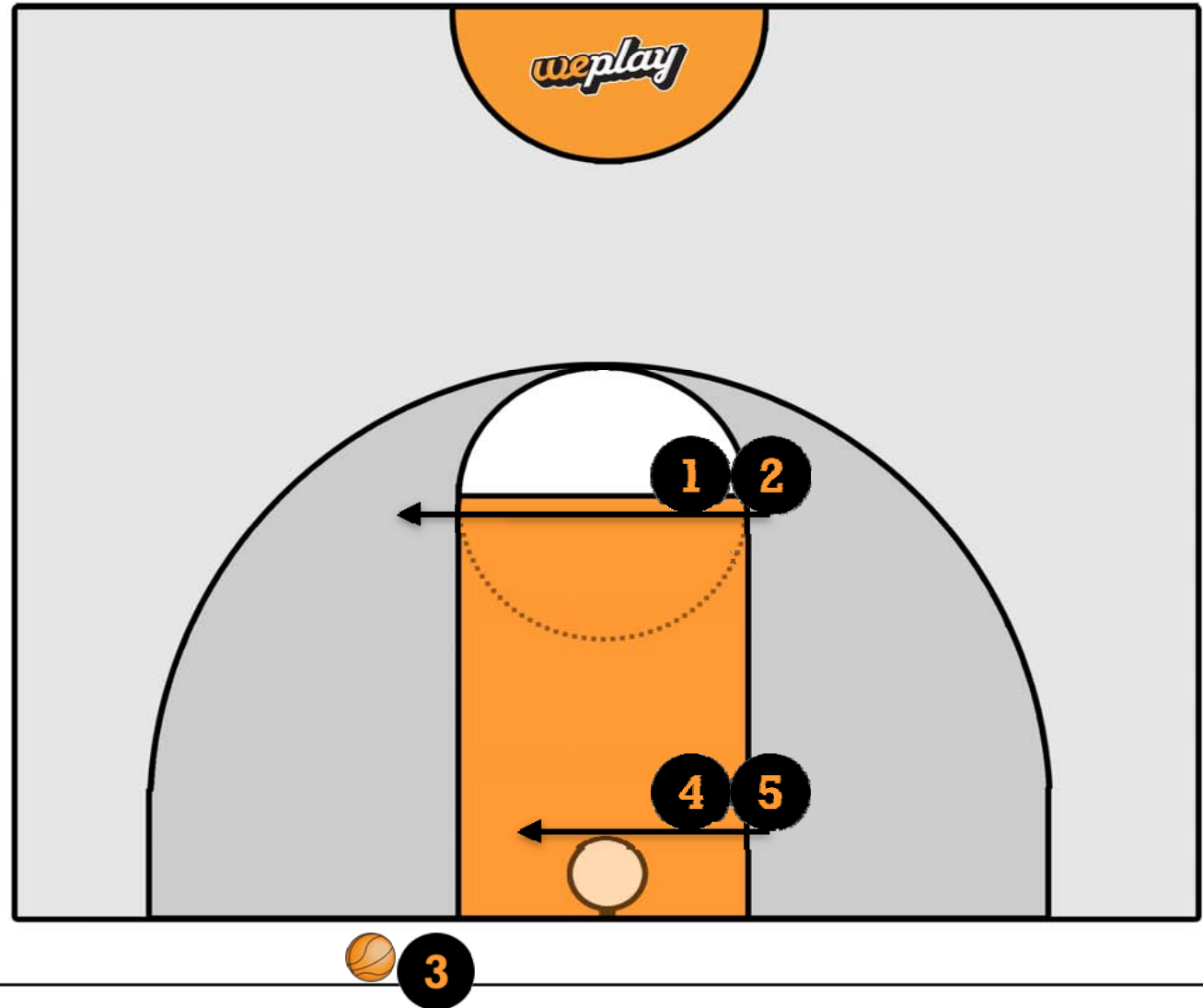
The goal of this inbound play to provide two scoring options where the (3) could pass to either a wide open jumper from the right elbow or a layup on the right block.

1. The (1) and the (4) initiate the play by going to the opposite side of the key to set a screen for the (2) and (5), respectively at the same time.
2. The screens will be set which would lead the (2) and (5) to go to the other side of the key and be ready to receive the possible inbound pass.
3. The (3) now has the choice to pass to whichever one of these two players is open for the jumper or layup.
4. The (1) and the (4) will head to rebounding position.

CATEGORY Inbounds

## PLAY NAME

# Offensive Inbounds Play: "Box 2"



## DESCRIPTION

The goal of this inbound play to provide two scoring options where the (3) could pass to either a wide open jumper from the right elbow or a layup on the right block.

**1. The (1) and the (4) initiate the play by going to the opposite side of the key to set a screen for the (2) and (5), respectively at the same time.**

2.The screens will be set which would lead the (2) and (5) to go to the other side of the key and be ready to receive the possible inbound pass.

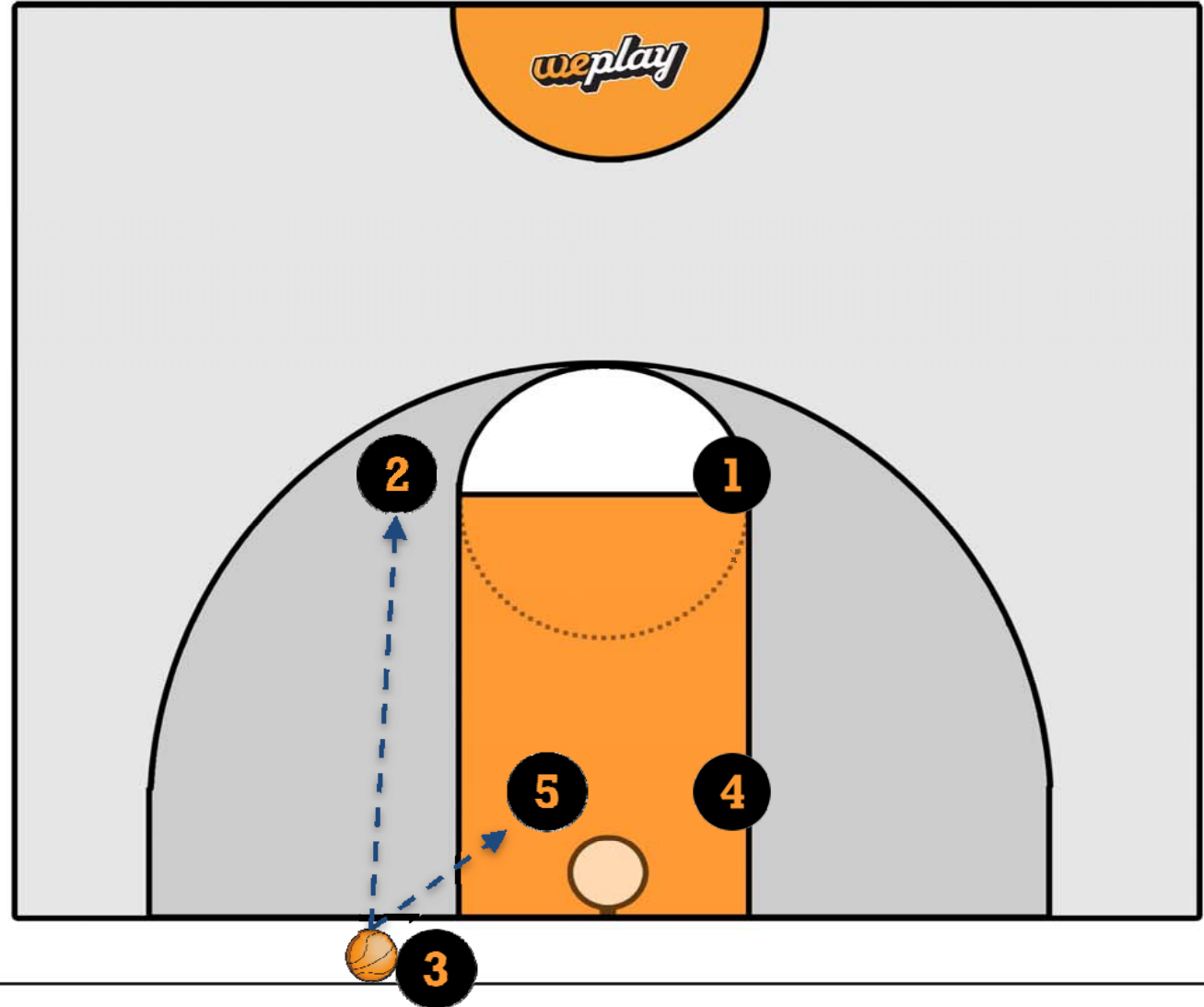
**3.The (3) now has the choice to pass to whichever one of these two players is open for the jumper or layup.**

4.The (1) and the (4) will head to rebounding position.

**CATEGORY** Inbounds

## PLAY NAME

# Offensive Inbounds Play: "Box 2"



## DESCRIPTION

The goal of this inbound play to provide two scoring options where the (3) could pass to, either a wide open jumper from the right elbow or a layup on the right block.

1. The (1) and the (4) initiate the play by going to the opposite side of the key to set a screen for the (2) and (5), respectively, at the same time.
2. The screens will be set which would lead the (2) and (5) to go to the other side of the key and be ready to receive the possible inbound pass.
3. The (3) now has the choice to pass to whichever one of these two players is open for the jumper or layup.
4. The (1) and the (4) will head to rebounding position.

CATEGORY Inbounds

## PLAY NAME

# Offensive Inbounds Play: "Box 2"

