

DESCRIPTION

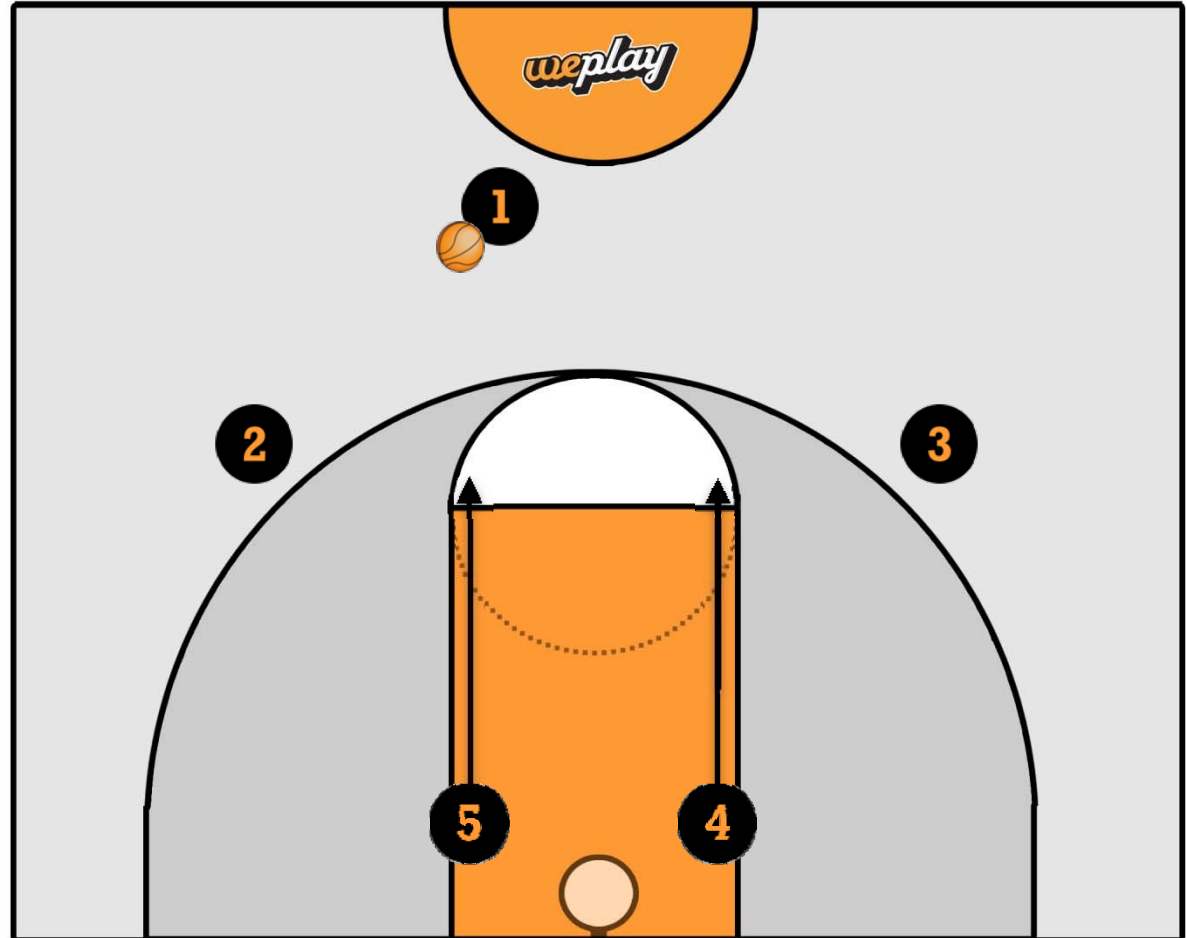
This double-high post is designed to filter the offense through either post player, which would lead to multiple scoring options to present themselves, a layup most ideally.

1. The (5) and (4) begin by going to the high post and looking to get the pass from the (1).
2. The (1) passes to the (4) who then passes to the (3) and goes to set a screen there.
3. As the screen is set, the (5) sets another screen for the (2) who cuts to the hoop, while the (3) and (4) run a pick-and-roll.
4. The (3) now has the options of passing it to the (2), driving to the hoop, or a passing to the (4); all of which should result in scoring off a layup.

CATEGORY Offense

PLAY NAME

Offensive High Post Play: "D-High"



DESCRIPTION

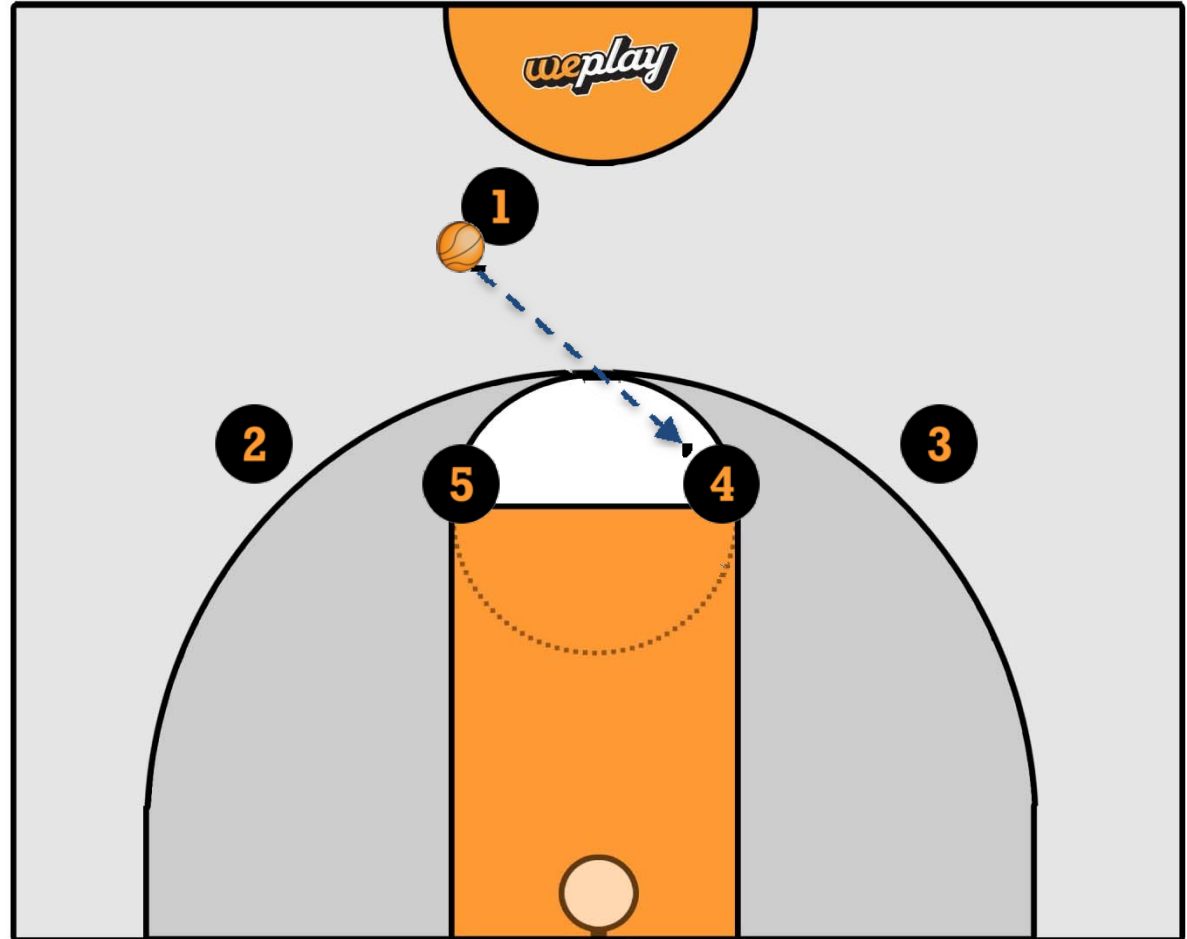
This double-high post is designed to filter the offense through either post player, which would lead to multiple scoring options to present themselves, a layup most ideally.

1. The (5) and (4) begin by going to the high post and looking to get the pass from the (1).
2. **The (1) passes to the (4) who then passes to the (3) and goes to set a screen there.**
3. As the screen is set, the (5) sets another screen for the (2) who cuts to the hoop, while the (3) and (4) run a pick-and-roll.
4. The (3) now has the options of passing it to the (2), driving to the hoop, or a passing to the (4); all of which should result in scoring off a layup.

CATEGORY Offense

PLAY NAME

Offensive High Post Play: "D-High"



DESCRIPTION

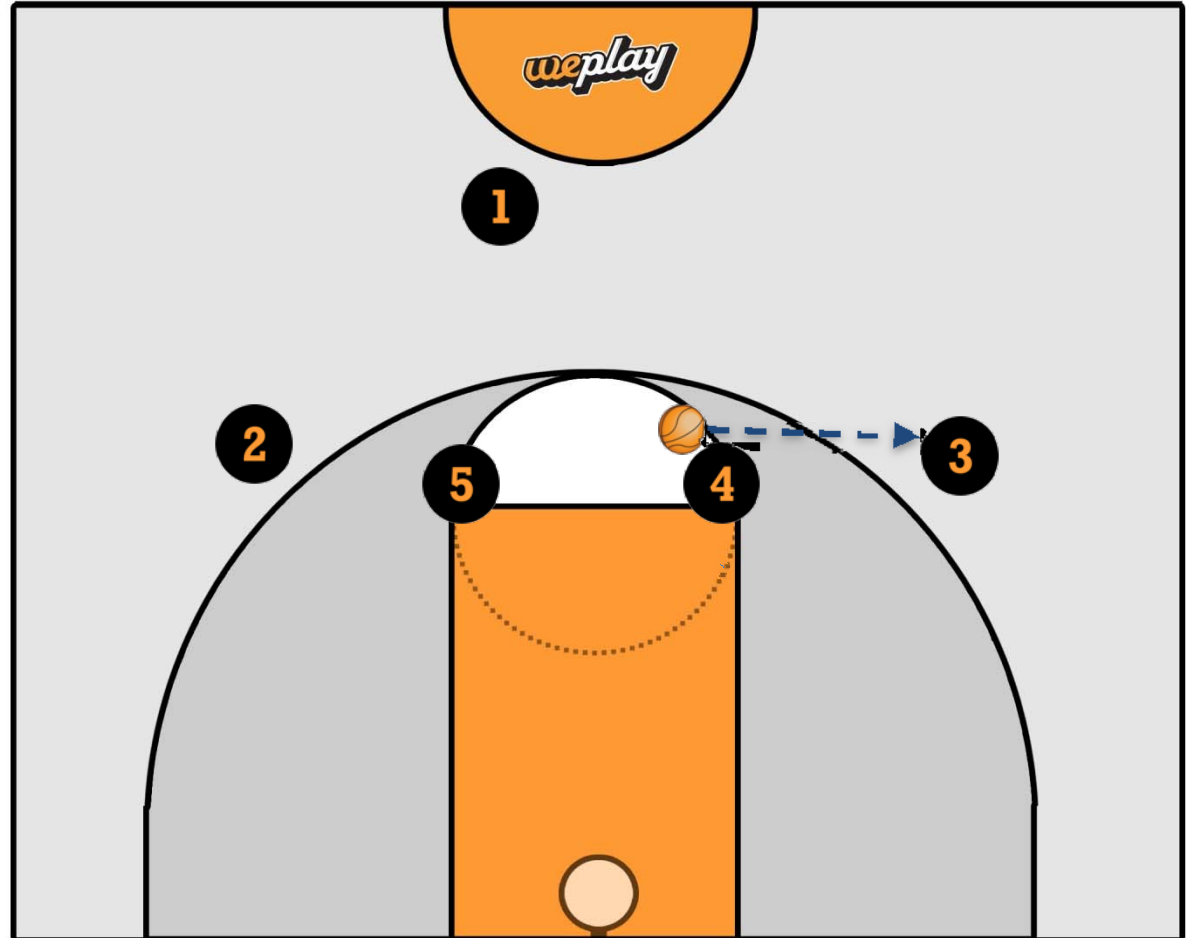
This double-high post is designed to filter the offense through either post player, which would lead to multiple scoring options to present themselves, a layup most ideally.

1. The (5) and (4) begin by going to the high post and looking to get the pass from the (1).
2. **The (1) passes to the (4) who then passes to the (3) and goes to set a screen there.**
3. As the screen is set, the (5) sets another screen for the (2) who cuts to the hoop, while the (3) and (4) run a pick-and-roll.
4. The (3) now has the options of passing it to the (2), driving to the hoop, or a passing to the (4); all of which should result in scoring off a layup.

CATEGORY Offense

PLAY NAME

Offensive High Post Play: "D-High"



DESCRIPTION

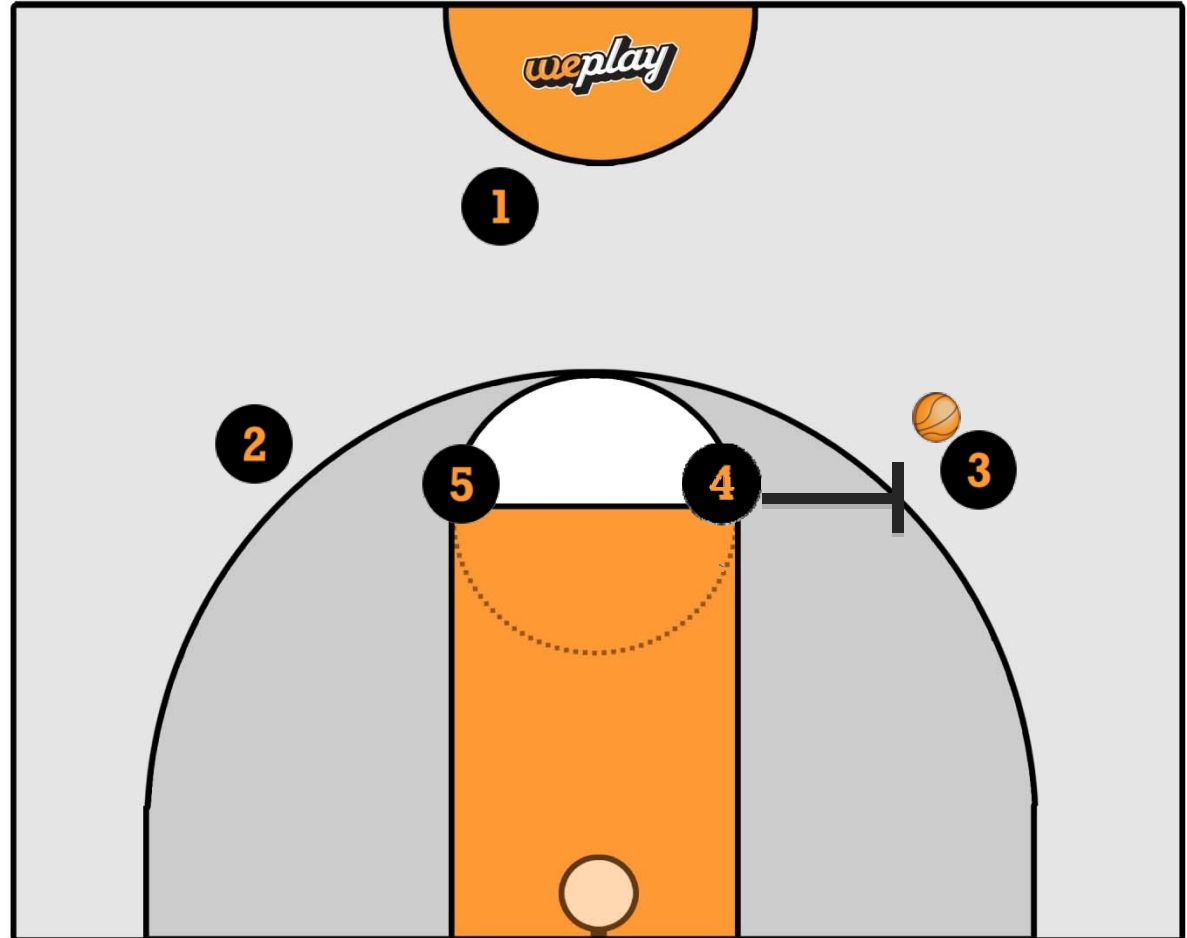
This double-high post is designed to filter the offense through either post player, which would lead to multiple scoring options to present themselves, a layup most ideally.

1. The (5) and (4) begin by going to the high post and looking to get the pass from the (1).
2. **The (1) passes to the (4) who then passes to the (3) and goes to set a screen there.**
3. As the screen is set, the (5) sets another screen for the (2) who cuts to the hoop, while the (3) and (4) run a pick-and-roll.
4. The (3) now has the options of passing it to the (2), driving to the hoop, or a passing to the (4); all of which should result in scoring off a layup.

CATEGORY Offense

PLAY NAME

Offensive High Post Play: "D-High"



DESCRIPTION

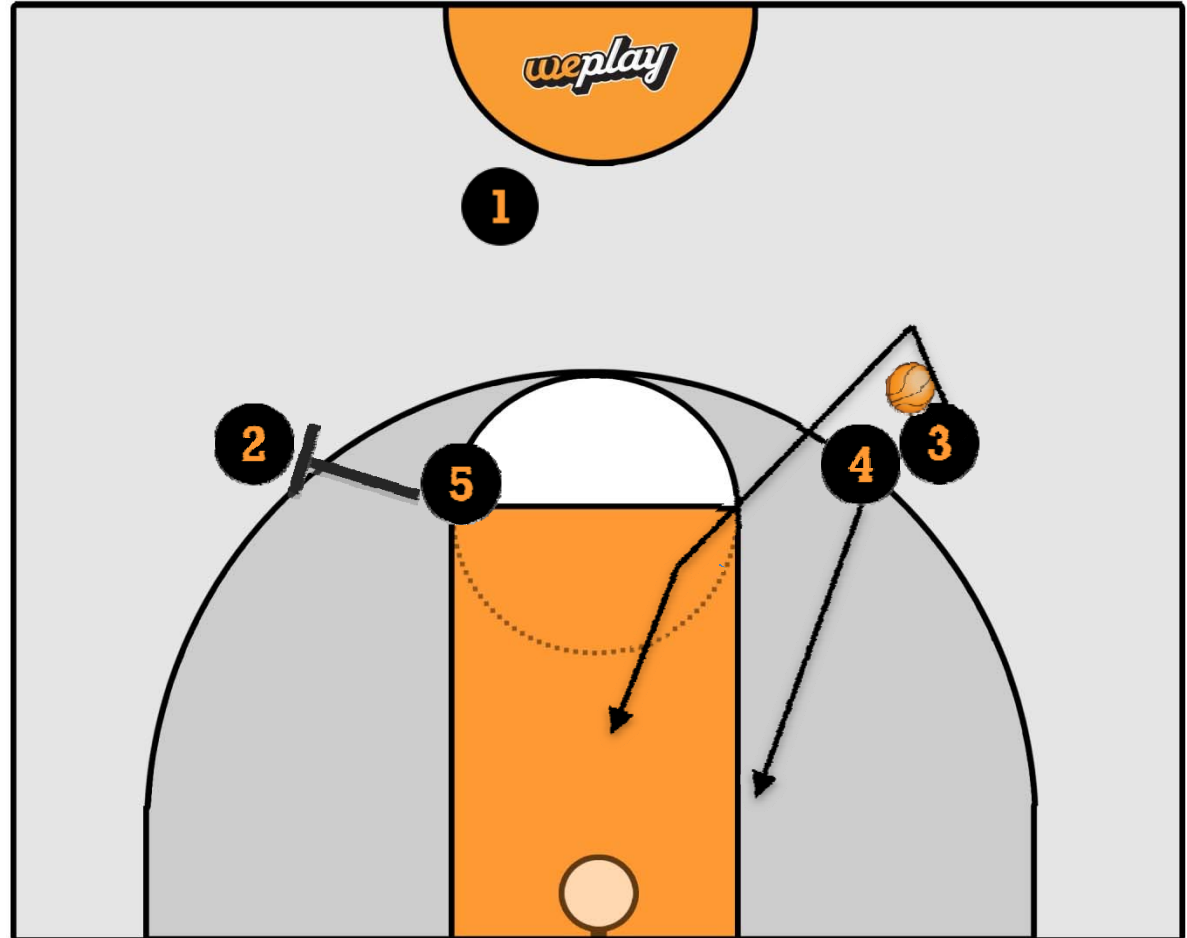
This double-high post is designed to filter the offense through either post player, which would lead to multiple scoring options to present themselves, a layup most ideally.

1. The (5) and (4) begin by going to the high post and looking to get the pass from the (1).
2. The (1) passes to the (4) who then passes to the (3) and goes to set a screen there.
3. **As the screen is set, the (5) sets another screen for the (2) who cuts to the hoop, while the (3) and (4) run a pick-and-roll.**
4. The (3) now has the options of passing it to the (2), driving to the hoop, or a passing to the (4); all of which should result in scoring off a layup.

CATEGORY Offense

PLAY NAME

Offensive High Post Play: "D-High"



DESCRIPTION

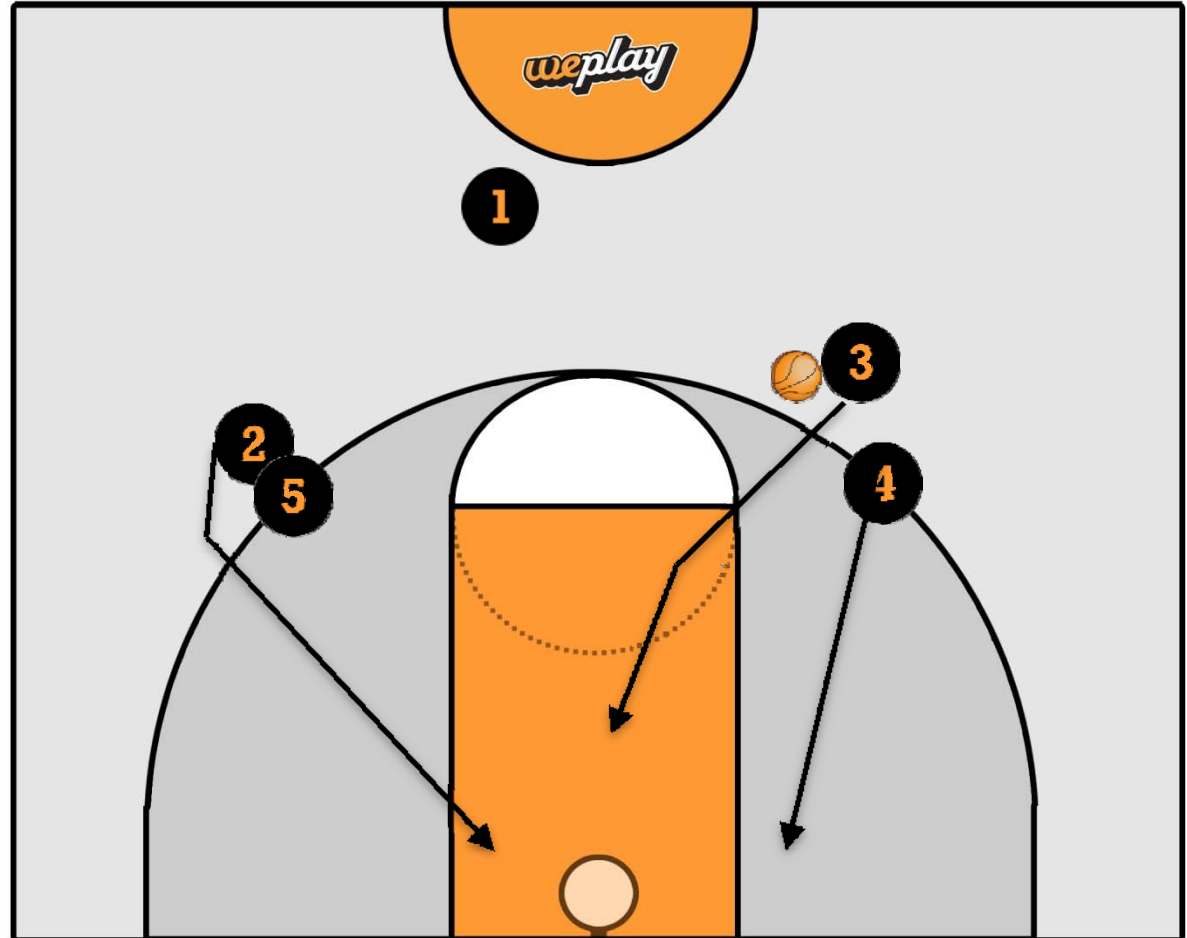
This double-high post is designed to filter the offense through either post player, which would lead to multiple scoring options to present themselves, a layup most ideally.

1. The (5) and (4) begin by going to the high post and looking to get the pass from the (1).
2. The (1) passes to the (4) who then passes to the (3) and goes to set a screen there.
3. **As the screen is set, the (5) sets another screen for the (2) who cuts to the hoop, while the (3) and (4) run a pick-and-roll.**
4. The (3) now has the options of passing it to the (2), driving to the hoop, or a passing to the (4); all of which should result in scoring off a layup.

CATEGORY Offense

PLAY NAME

Offensive High Post Play: "D-High"



DESCRIPTION

This double-high post is designed to filter the offense through either post player, which would lead to multiple scoring options to present themselves, a layup most ideally.

1. The (5) and (4) begin by going to the high post and looking to get the pass from the (1).
2. The (1) passes to the (4) who then passes to the (3) and goes to set a screen there.
3. As the screen is set, the (5) sets another screen for the (2) who cuts to the hoop, while the (3) and (4) run a pick-and-roll.
4. **The (3) now has the options of passing it to the (2), driving to the hoop, or a passing to the (4); all of which should result in scoring off a layup.**

CATEGORY Offense

PLAY NAME

Offensive High Post Play: "D-High"

