

## DESCRIPTION

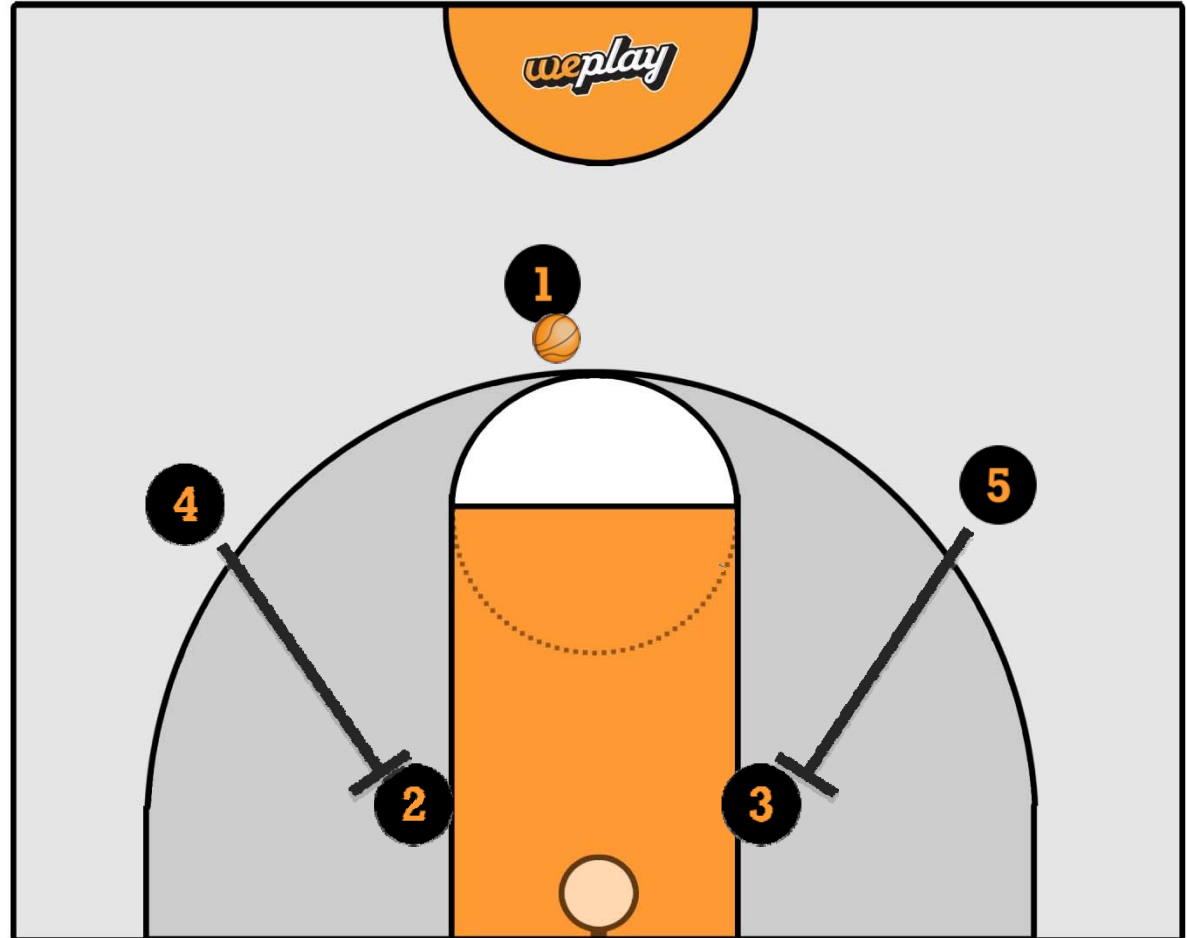
This play aims to provide two potential open jumpshots from the elbows.

1. The (4) and (5) simultaneously head to the block to set screens for the (2) and (3), respectively.
2. Next the (2) and (3) will curl around the outside of the picks and go to the elbow to receive the pass from the (1).
3. The (1) should pass to the first open option between the two players, while the (4) and (5) get in rebounding position.

CATEGORY Offense

## PLAY NAME

# Offensive Elbow Jumper Play: "Sharp"



## DESCRIPTION

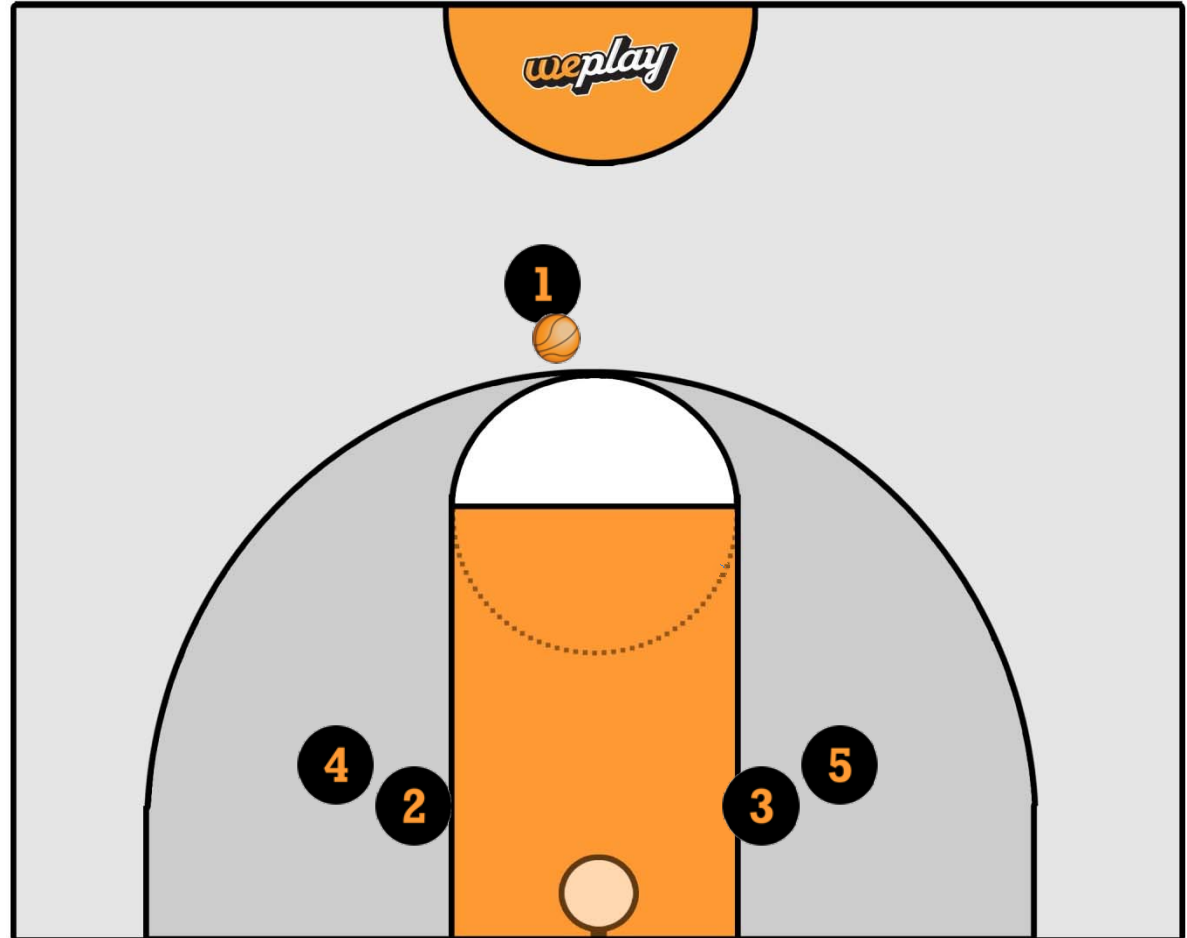
This play aims to provide two potential open jumpshots from the elbows.

1. The (4) and (5) simultaneously head to the block to set screens for the (2) and (3), respectively.
2. Next the (2) and (3) will curl around the outside of the picks and go to the elbow to receive the pass from the (1).
3. The (1) should pass to the first open option between the two players, while the (4) and (5) get in rebounding position.

CATEGORY Offense

## PLAY NAME

# Offensive Elbow Jumper Play: "Sharp"



## DESCRIPTION

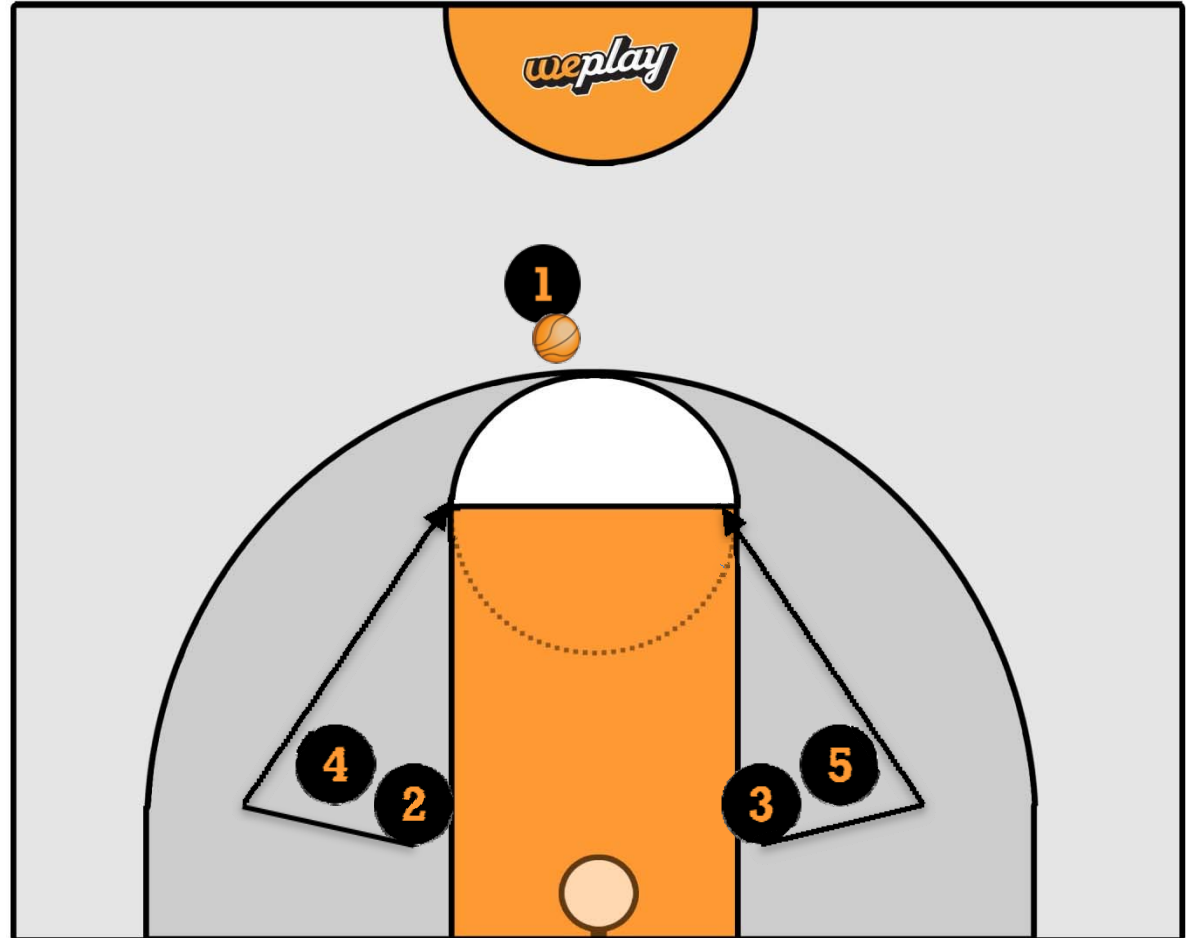
This play aims to provide two potential open jumpshots from the elbows.

1. The (4) and (5) simultaneously head to the block to set screens for the (2) and (3), respectively.
2. Next the (2) and (3) will curl around the outside of the picks and go to the elbow to receive the pass from the (1).
3. The (1) should pass to the first open option between the two players, while the (4) and (5) get in rebounding position.

CATEGORY Offense

## PLAY NAME

# Offensive Elbow Jumper Play: "Sharp"



## DESCRIPTION

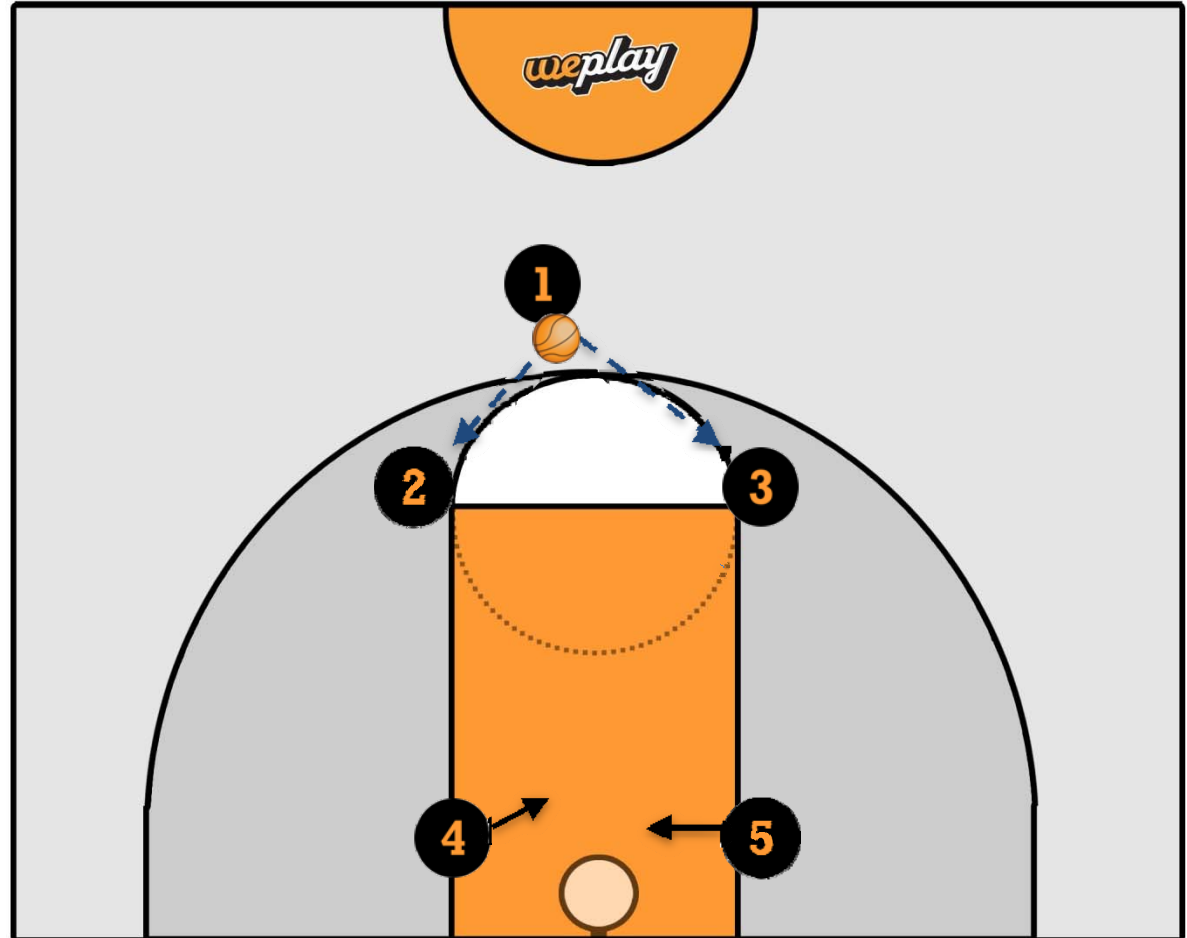
This play aims to provide two potential open jumpshots from the elbows.

1. The (4) and (5) simultaneously head to the block to set screens for the (2) and (3), respectively.
2. Next the (2) and (3) will curl around the outside of the picks and go to the elbow to receive the pass from the (1).
3. The (1) should pass to the first open option between the two players, while the (4) and (5) get in rebounding position.

CATEGORY Offense

## PLAY NAME

# Offensive Elbow Jumper Play: "Sharp"



## DESCRIPTION

This play aims to provide two potential open jumpshots from the elbows.

1. The (4) and (5) simultaneously head to the block to set screens for the (2) and (3), respectively.
2. Next the (2) and (3) will curl around the outside of the picks and go to the elbow to receive the pass from the (1).
3. The (1) should pass to the first open option between the two players, while the (4) and (5) get in rebounding position.

CATEGORY Offense

## PLAY NAME

# Offensive Elbow Jumper Play: "Sharp"

