

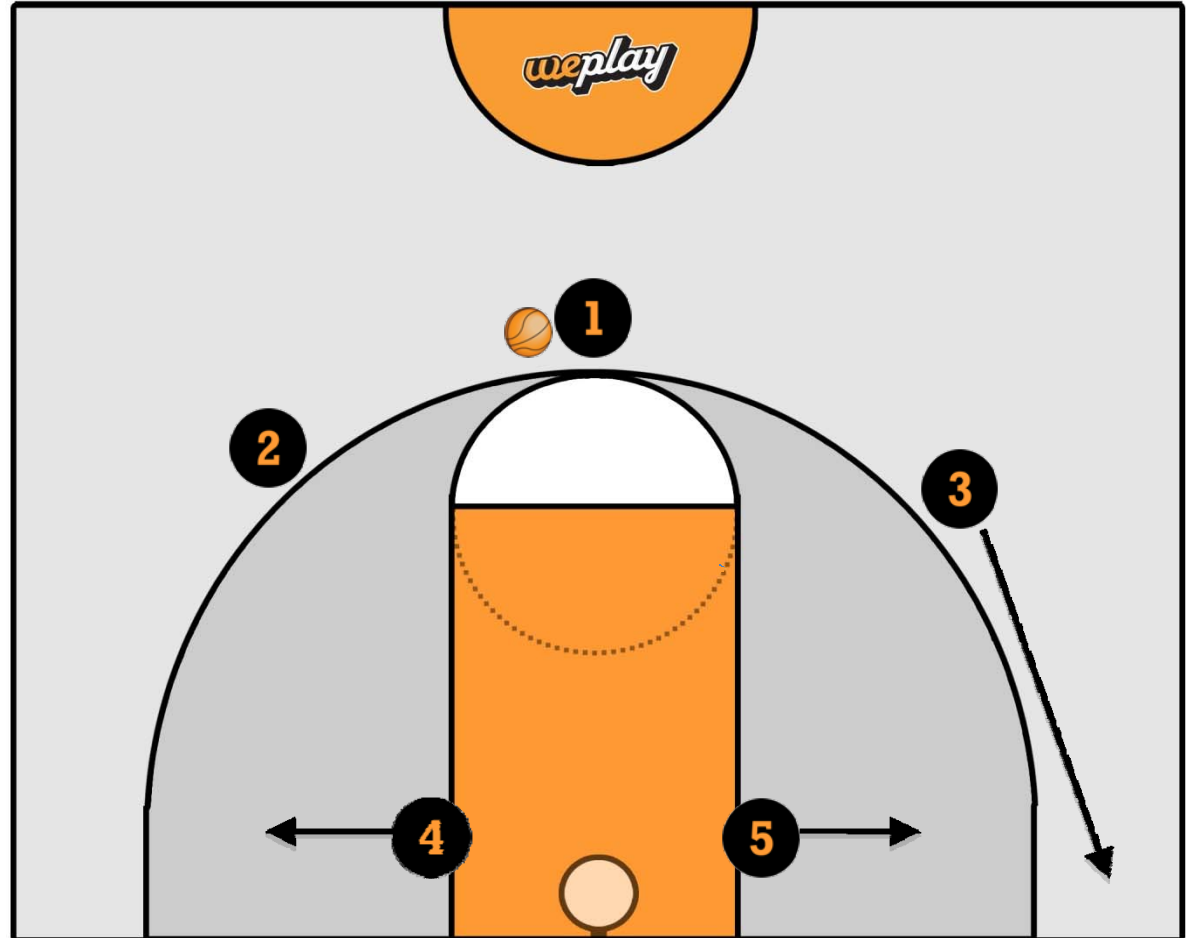
## DESCRIPTION

The goal of a simple give-and-go play is to initiate player movement without the ball after a pass has been made in order to create a scoring opportunity.

- 1. The (3) fades out to the 3-point while the (4) and (5) move from their respective blocks to the mid-post to create the necessary spacing.**
2. Once these players have moved, The (1) passes the ball the (2) in the opposing wing, which triggers the (1) to cut directly towards the basket for a layup.
3. The (2) will then either bounce or chest pass the ball to the cutting (1) for the wide open layup.

CATEGORY Offense

## PLAY NAME Give & Go Play



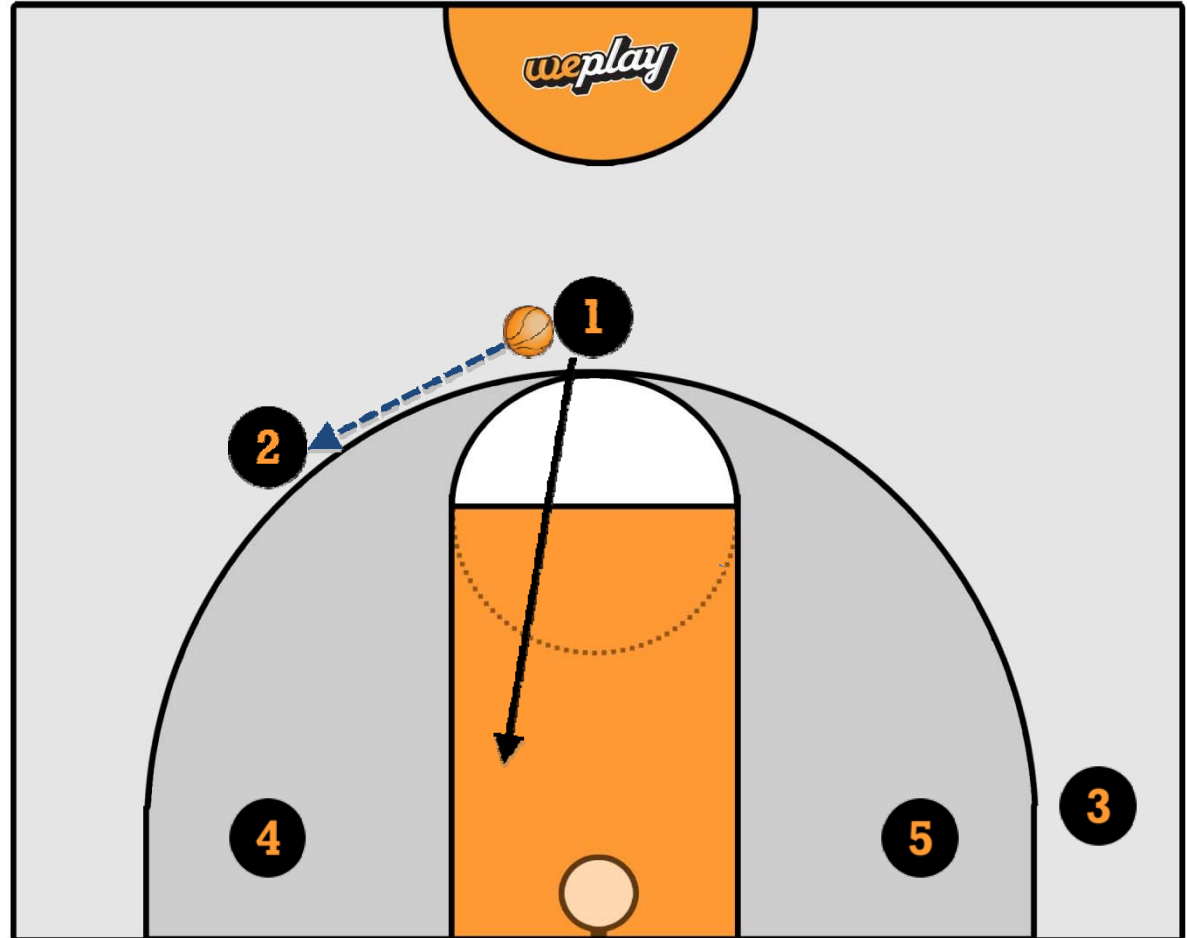
## DESCRIPTION

The goal of a simple give-and-go play is to initiate player movement without the ball after a pass has been made in order to create a scoring opportunity.

1. The (3) fades out to the 3-point while the (4) and (5) move from their respective blocks to the mid-post to create the necessary spacing.
2. Once these players have moved, The (1) passes the ball the (2) in the opposing wing, which triggers the (1) to cut directly towards the basket for a layup.
3. The (2) will then either bounce or chest pass the ball to the cutting (1) for the wide open layup.

CATEGORY Offense

## PLAY NAME Give & Go Play



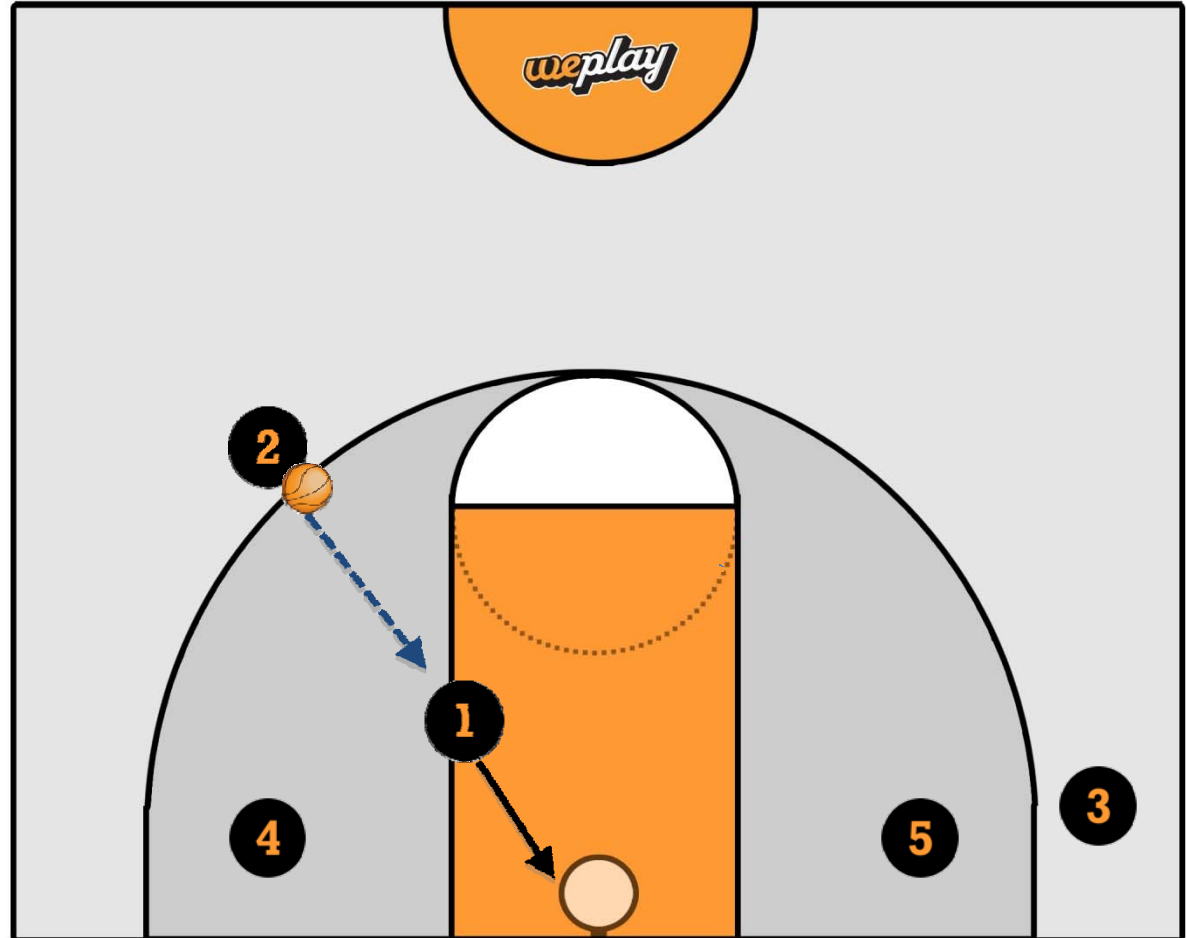
## DESCRIPTION

The goal of a simple give-and-go play is to initiate player movement without the ball after a pass has been made in order to create a scoring opportunity.

1. The (3) fades out to the 3-point while the (4) and (5) move from their respective blocks to the mid-post to create the necessary spacing.
2. Once these players have moved, The (1) passes the ball the (2) in the opposing wing, which triggers the (1) to cut directly towards the basket for a layup.
3. The (2) will then either bounce or chest pass the ball to the cutting (1) for the wide open layup.

CATEGORY Offense

## PLAY NAME Give & Go Play



## DESCRIPTION

The goal of a simple give-and-go play is to initiate player movement without the ball after a pass has been made in order to create a scoring opportunity.

1. The (3) fades out to the 3-point while the (4) and (5) move from their respective blocks to the mid-post to create the necessary spacing.
2. Once these players have moved, The (1) passes the ball to the (2) in the opposing wing, which triggers the (1) to cut directly towards the basket for a layup.
3. The (2) will then either bounce or chest pass the ball to the cutting (1) for the wide open layup.

CATEGORY Offense

## PLAY NAME

# Give & Go Play

