

Shooter

(Level – Intermediate/Advanced)

Summary

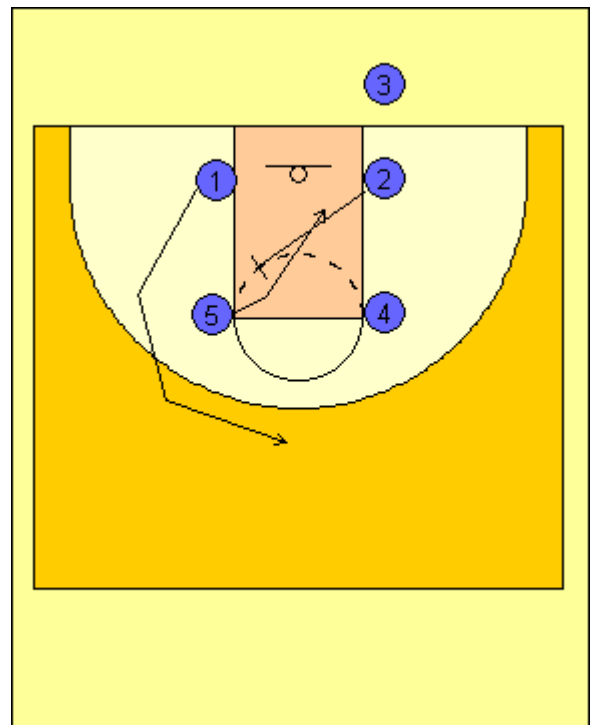
This is a great out of bounds play that offers multiple opportunities near the hoop and a wide open 3-point shot if executed correctly.

Personnel

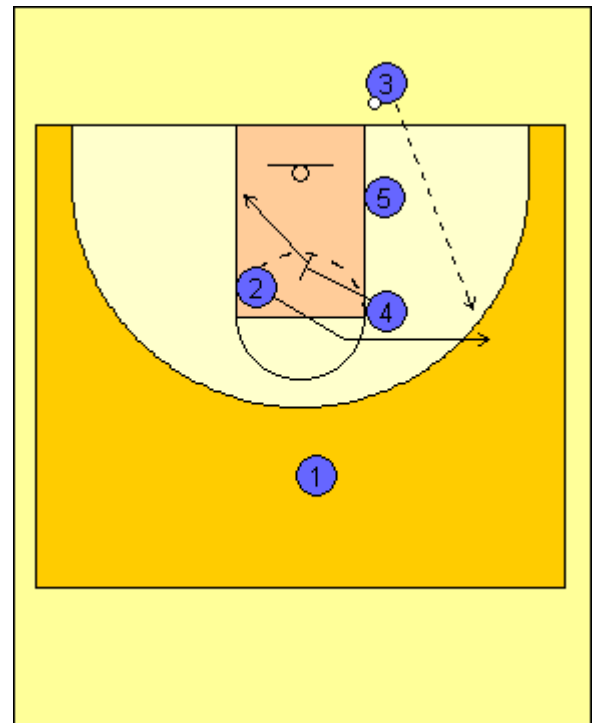
Player 4 & 5 should be strong post players. Player 3 should be a good outside shooter.

Instructions:

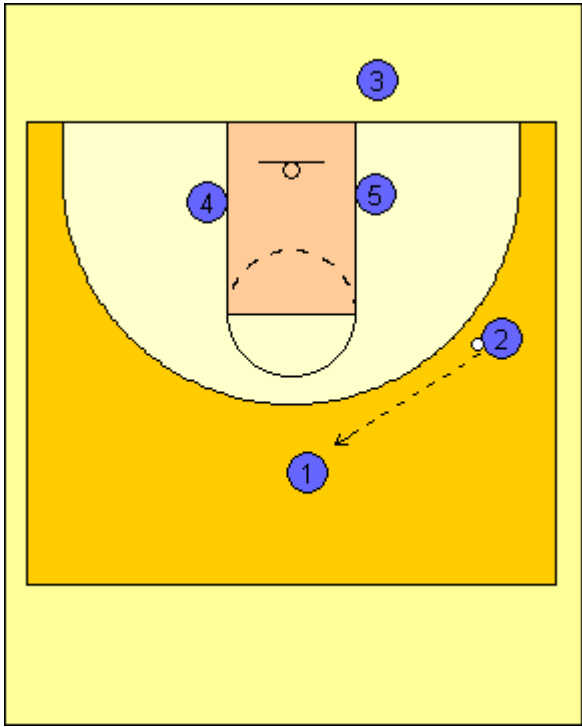
1. Player 3 takes the ball out of bounds.
2. Player 1 loops around to the top of the key as a safety valve.
3. Player 2 cuts diagonally across the lane to set a screen on Player 5 who rolls off the screen to the basket.



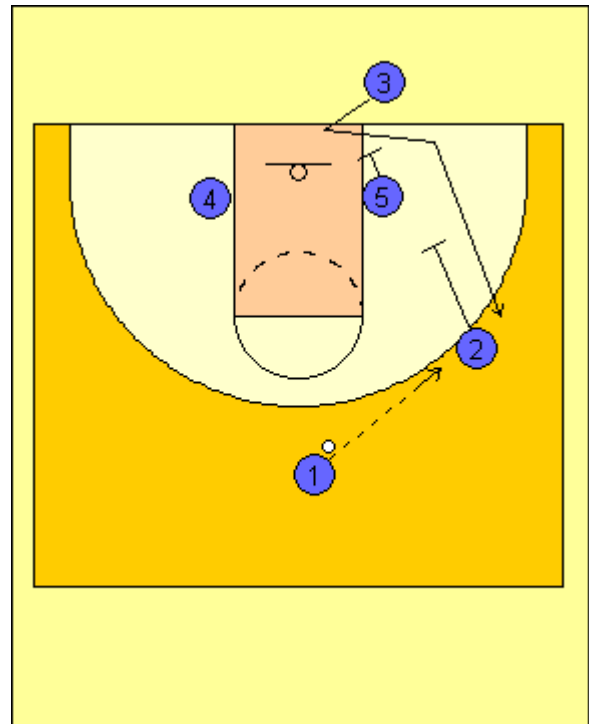
4. Player 4 sets a screen on Player 2 in the middle of the lane. Player 2 cuts to the wing. After Player 2 clears the screen, Player 4 cuts to the basket looking for an open lay up.
5. Player 3 passes the ball to Player 2 on the wing.



6. As soon as Player 2 catches the ball, s(he) passes the ball to the top of the key to Player 1.



7. As soon as Player 1 receives the pass, Player 5 sets a screen on Player 3's defender and Player 2 sets the second staggered screen on Player 3's defender.
8. Player 1 passes to Player 3 for a wide open 3-point shot.



Learn how to [manage your basketball team](#) with TeamSnap, or view more [basketball drills and tips](#).